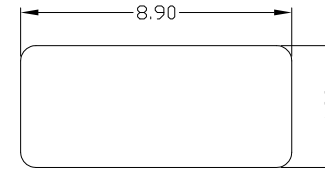
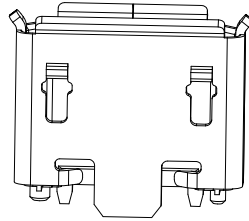
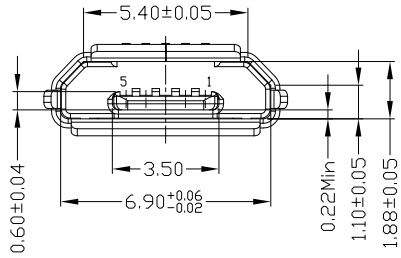




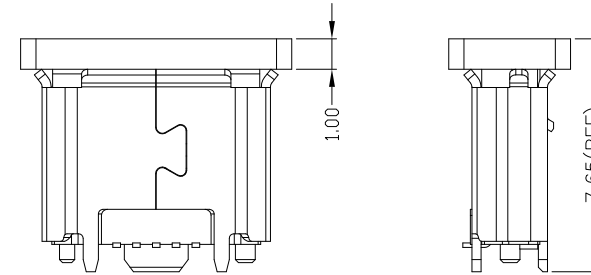
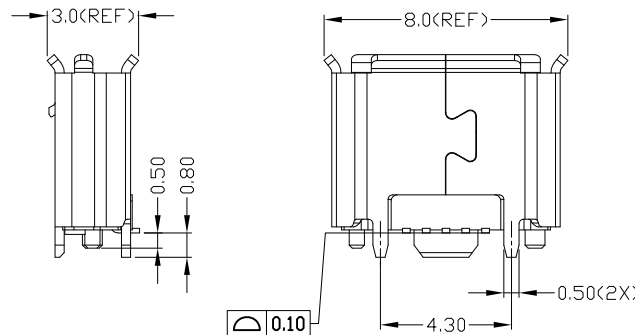
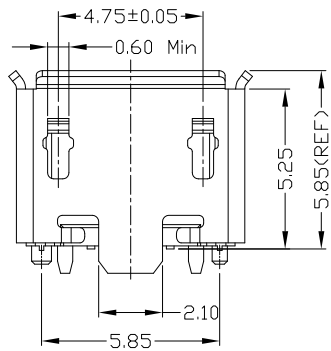
RoHS Compliant
2002/95/EC

REV	LTR	DESCRIPTION	DATE	REVISER	APPD

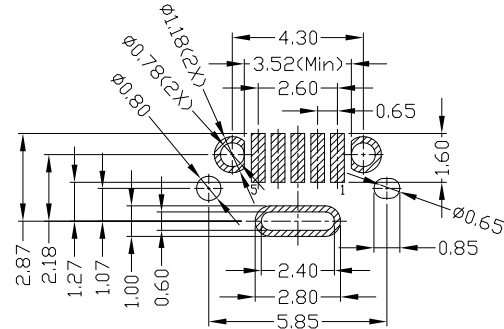
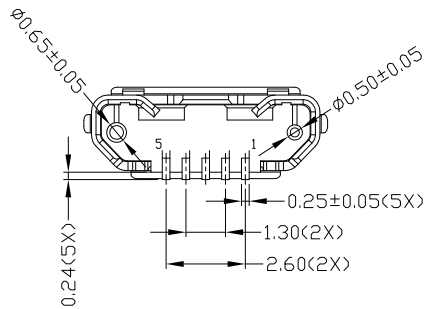


PIN	NAME
5	GND
4	ID
3	D+
2	D-
1	VBUS

PIN ASSIGNMENT



CAP DIMENSION SKETCH MAP

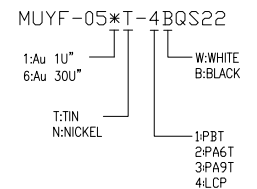


RECOMMENDED PCB LAYOUT(TOP VIEW)
DEFAULT TOLERANCE:±0.05

NOTES:

- ELECTRICAL:
 - VOLTAGE CURRENT RATING:PIN1&5 1.8AMP MAX / PIN2&3&4 0.5AMP MAX, 30V AC;
 - INSULATION RESISTANCE: 100MΩ MIN;
 - CONTACT RESISTANCE: 30mΩ MAX;
 - WITHSTANDING VOLTAGE: 100V AC; FOR 1 MIN.
 - OPERATING TEMPERATURE:-25°C TO +85°C.
- Mechanical:
 - Mating Force: 35N MAX
 - Unmating Force: 8N MIN.
- DIMENSIONS MARKED "▼" TO BE CHECKED BY Q.C & IPQC.

4. PART NO.



Bill of materials:

NO	PARTS	MATERIAL	QTY	FINISHING	X.X ±0.30	X.* ±10*	UNITS
5							mm
4	CAP	LCP+30%GF	1	UL94V-0	.XX ±0.20	.X* ±8*	MAT'L
3	SHELL	STAINLESS STEEL	1	PLATED NICKEL	.XXX ±0.10	.XX* ±5*	SEE NOTE
2	CONTACT	COPPER ALLOY	5	PLATED GOLD			FINISH
1	HOUSING	LCP+30%GF	1	UL94V-0			SEE NOTE
							Q'TY

THESE DRAWINGS AND SPECIFICATIONS ARE THE PROPERTY OF ACCURATE INNOTECH INC AND SHALL NOT BE REPRODUCED, COPIED OR USED IN ANY MANNER WITHOUT THE PRIOR WRITTEN CONSENT OF ACCURATE INNOTECH INC

雅安科技有限公司 ACCURATE INNOTECH INC.			
TITLE: MICRO USB B TYPE F 5P 180 度SMT 有翻边带柱		PART NO.: MUYF-05XT-4BQS22	
DR: Ricky 2019/08/13		DWG NO.: AII-QS22	
CHKD: Ricky 2019/08/13		SCALE	SHEET
APPD:		1:1	1/1
		REV.	CUSTOMER
		B	DRAWING