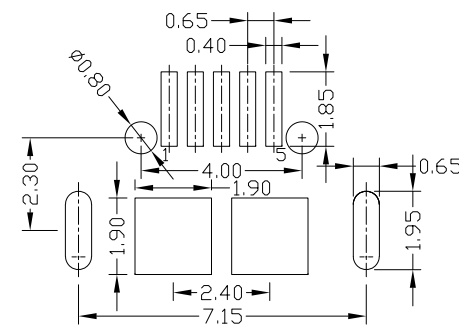
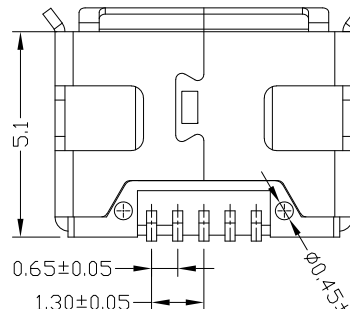
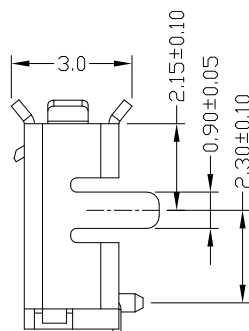
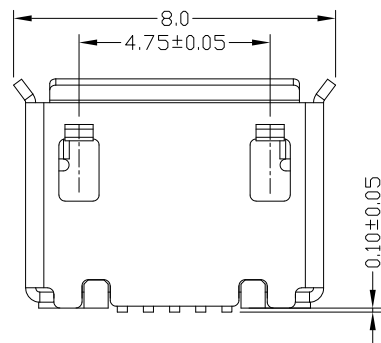
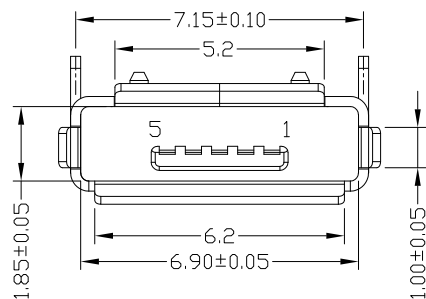


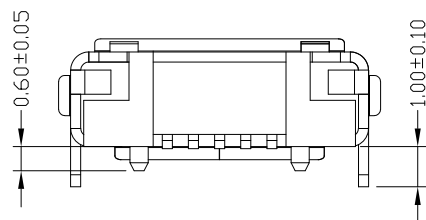


RoHS
Compliant
2002/95/EC

REV.	ECN.	NO.	APPD.



PCB LAYOUT



NOTES:

1.ELECTRICAL:

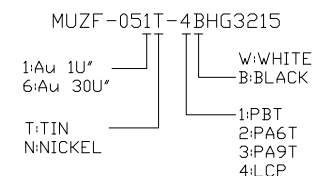
- 1) VOLTAGE CURRENT RATING: 1.0AMP MAX. ,30V AC;
- 2) INSULATION RESISTANCE: 100MΩ MIN.
- 3) CONTACT RESISTANCE: 30mΩ MAX. INITIAL; 40mΩ MAX.
- 4) WITHSTANDING VOLTAGE: 100V AC MIN FOR 1 MIN.
- 5) OPERATING TEMPERATURE: -30°C TO +80°C.

2.MECHANICAL:

- 1) MATING FORCE: 35N MAX
- 2) UNMATING FORCE: 10N MIN. INITIAL 8~20N AFTER

3.DIMENSIONS MARKED "▼" TO BE CHECKED BY Q.C & IPQC.

4.PART NO.



Bill of materials:

NO	PARTS	MATERIAL	QTY	FINISHING	X.	X'	UNITS	mm	雅安科技有限公司 ACCURATE INNOTECH INC.							
					±0.50	±1*							MAT'L	TITLE:	PART NO.:	
3	SHELL	STAINLESS STEEL	1	PLATED TIN	.X				DR:	Ricky 2023/11/03	MICRO USB AB TYPE F 5P DIP 7.15(1.0, 0.9)有柱	MUZF-05XT-4BHG3215				
2	HOUSING	LCP+30%GF	1	UL94V-0	.XX				CHKD:	Ricky 2023/11/03		AII-HG3215				
1	TERMINAL	COPPER ALLOY	5	PLATED NICKEL/GOLD	.XXX				APPD:				SCALE	SHEET	REV.	CUSTOMER
													1:1	1/1	A	DRAWING

THESE DRAWINGS AND SPECIFICATIONS ARE THE PROPERTY OF ACCURATE INNOTECH AND SHALL NOT BE REPRODUCED, COPIED OR USED IN ANY MANNER WITHOUT THE PRIOR WRITTEN CONSENT OF ACCURATE INNOTECH INC

