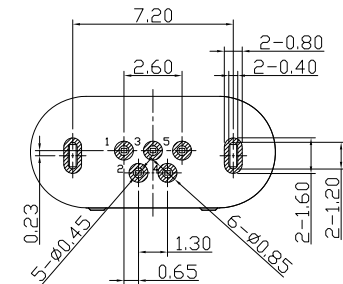
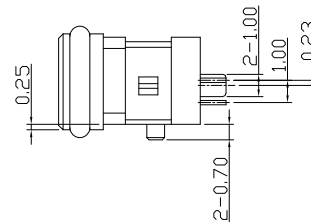
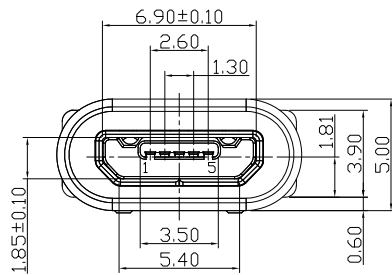
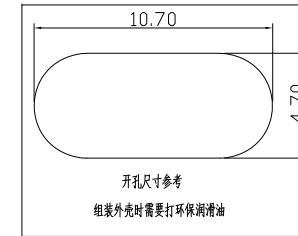
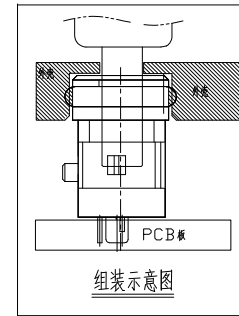
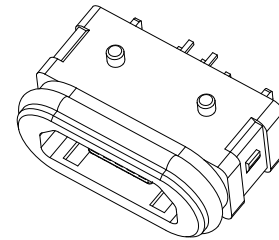
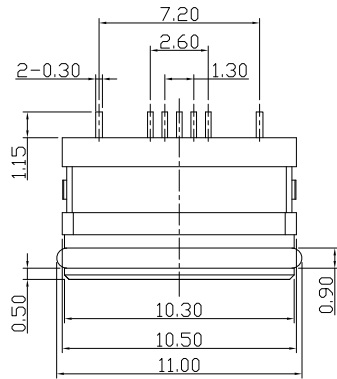




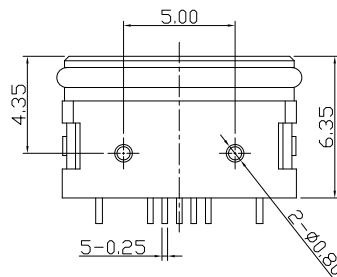
RoHS
Compliant
2002/95/EC



REV.	ECN. NO.	APPD.



RECOMMENDED PCB LAYOUT (TOP VIEW)
GENERAL TOLERANCE: ±0.05



- NOTES:
1.ELECTRICAL:
1)CURRENT RATING: 1.5A
2)INSULATION RESISTANCE: 1000MΩ MIN.;
3)CONTACT RESISTANCE: 30mΩ MAX.(INITIAL);
4)WITHSTANDING VOLTAGE: 500V AC MIN.;
5)OPERATING TEMPERATURE:-30°C TO +80°C
2.Mechanical:
1)Mating Force: 35N Max.;
2)Unmating Force: 8N Min.;
3)Durability: 5,000 CYCLES MIN.;
3.DIMENSIONS MARKED '▼' TO BE CHECKED BY Q.C & IPQC.

- 4.PART NO.
MWYF-051N-3BPB10
1: Au 1U*
2: Au 3U*
3: Au 15U*
4: Au 30U*
W: WHITE
B: BLACK
1: PBT
2: PA6T
3: PA9T
4: LCP

Contact Number	Signal Name	Remarks
1	VBUS	Power
2	D-	Date-
3	D+	Date+
4	ID	Reserve or Gound
5	GND	Gound

Bill of materials:

NO	PARTS	MATERIAL	QTY	FINISHING
7				
6				
5	WATERPROOF RING	SILICONE RUBBER	1	BLACK
4	EPOXY			BLACK
3	SHELL	STAINLESS STEEL	1	PLATED NICKEL
2	CONTACT	COPPER ALLOY	5	PLATED GOLD/NICKEL
1	HOUSING	PA9T&LCP+30%GF	1	UL94V-0

THESE DRAWINGS AND SPECIFICATIONS ARE THE PROPERTY OF ACCURATE INNOTECH AND SHALL NOT BE REPRODUCED, COPIED OR USED IN ANY MANNER WITHOUT THE PRIOR WRITTEN CONSENT OF ACCURATE INNOTECH INC.

x. ±0.50	x.* ±2*	UNITS	mm	雅安科技有限公司 ACCURATE INNOTECH INC.				
.X ±0.30	.X* ±1*	MAT'L	SEE NOTE					
.XX ±0.20	.XX* ±0.5*	FINISH	SEE NOTE	TITLE:	PART NO.:			
.XXX ±0.05		Q'TY		MICRO USB B TYPE F 5P DIP 180度 平口 防水型	MWYF-05XN-3BPB10			
				DR:	DWG NO.:			
				CHKD:	AII-PB10			
				APPD:	SCALE	SHEET	REV.	CUSTOMER DRAWING
					1:1	1/1	B	