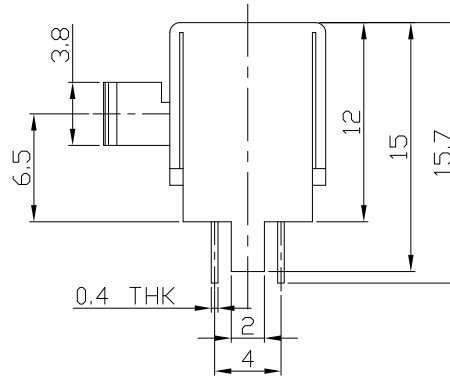
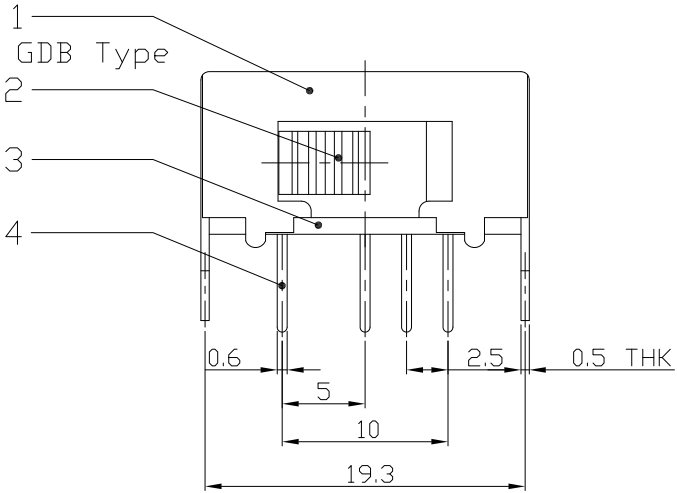
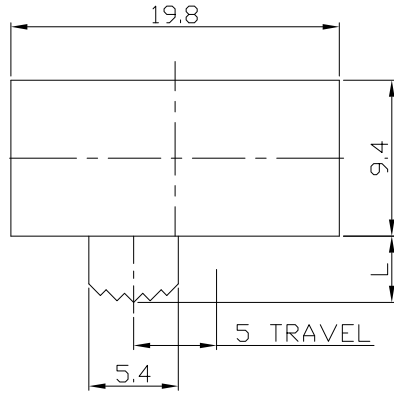




RoHS Compliant  
2002/95/EC

REV.	ECN.	NO.	APPD.

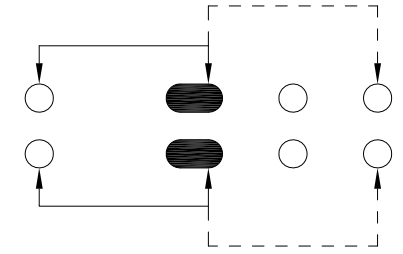
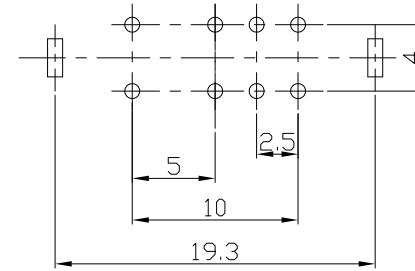
DIMENSIONS



MODEL CODE

SK-22J01-GDB

Knob Type	L(mm)
GDB	~



P.C.B LAYOUT  
BOTTOM VIEW

CIRCUIT DIAGRAM

ELECTRO-MECHANICAL CHARACTERISTICS  
Refer to additional specifications

RATING	0.3A 50V DC
CIRCUIT	2P2T
CONTACT RESISTANCE	100mΩ MAX.
TIMING	NON-SHORTING
TRAVEL	5mm
OPERATING FORCE	200±100gf
OPERATING LIFE(cycles)	10,000

8					
7	STEEL BALL	STEEL	1	NATURAL	WITHIN 1.5mm: ±0.1mm
6	SPRING	STEEL WIRE	1	NATURAL	OVER 1.5mm: ±0.2mm
5	CONTACT CLIP	PBS STRIP	2	Ag PLATED	
4	TERMINAL	BRASS STRIP	8	Ag PLATED	
3	BASE	PHENOLIC RESIN	1	NATURAL	
2	KNOB	POM	1	BLACK	
1	FRAME	STEEL STRIP	1	Ni PLATED	
NO.	PARTS	MATERIAL	Q'TY	FINISHING	

THESE DRAWINGS AND SPECIFICATIONS ARE THE PROPERTY OF ACCURATE INNOTECH INC AND SHALL NOT BE REPRODUCED, COPIED OR USED IN ANY MANNER WITHOUT THE PRIOR WRITTEN CONSENT OF ACCURATE INNOTECH INC.

UNITS	mm	雅安科技有限公司 ACCURATE INNOTECH INC.			
MAT'L	SEE NOTE				
FINISH	SEE NOTE	TITLE:	PART NO.:		
Q'TY	SEE NOTE	SLIDE SWITCH / HORIZONTAL	SK-22J01		
		DR: Ricky 2016/06/28	DWG NO.:		
		CHKD: Ricky 2016/06/28	ADL-22J01		
		APPD:	SCALE	SHEET	REV.
			2:1	1/1	A
			CUSTOMER DRAWING		