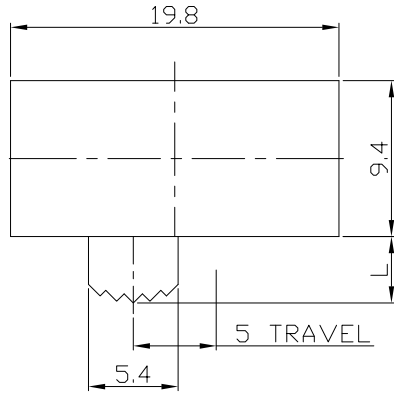




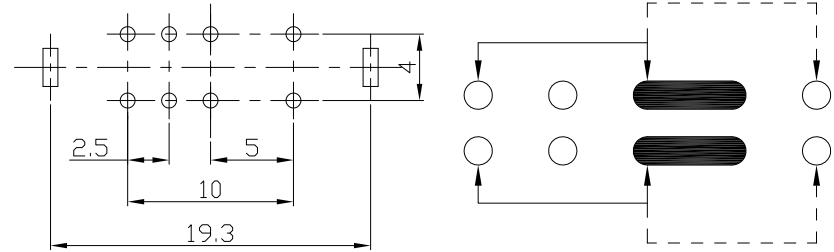
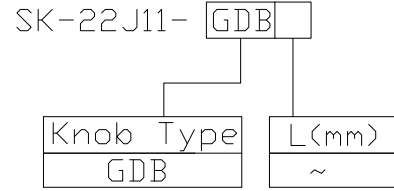
RoHS Compliant
2002/95/EC

REV.	ECN.	NO.	APPD.

DIMENSIONS



MODEL CODE

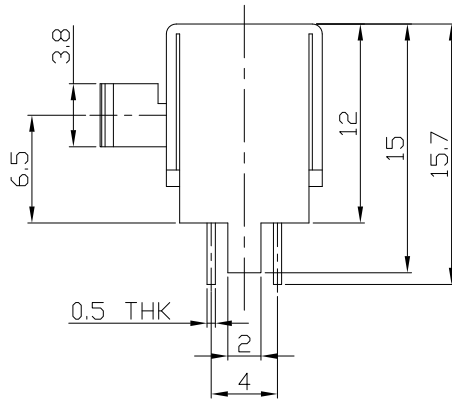
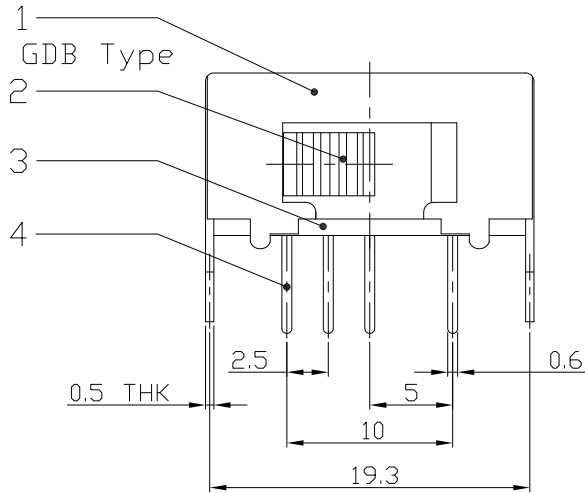


P.C.B LAYOUT
BOTTOM VIEW

CIRCUIT DIAGRAM

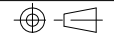
ELECTRO-MECHANICAL CHARACTERISTICS
Refer to additional specifications

RATING	0.3A 50V DC
CIRCUIT	2P2T
CONTACT RESISTANCE	100mΩ MAX.
TIMING	NON-SHORTING
TRAVEL	5mm
OPERATING FORCE	250±100gf
OPERATING LIFE(cycles)	10,000



8					WITHIN 1.5mm: ±0.1mm	UNITS	mm
7	STEEL BALL	STEEL	1	NATURAL	OVER 1.5mm: ±0.2mm	MAT'L	
6	SPRING	STEEL WIRE	1	NATURAL		SEE NOTE	
5	CONTACT CLIP	PBS STRIP	2	Ag PLATED		FINISH	
4	TERMINAL	BRASS STRIP	8	Ag PLATED		SEE NOTE	
3	BASE	PHENOLIC RESIN	1	NATURAL		Q'TY	
2	KNOB	POM	1	BLACK			
1	FRAME	STEEL STRIP	1	Ni PLATED			
NO.	PARTS	MATERIAL	Q'TY	FINISHING			

THESE DRAWINGS AND SPECIFICATIONS ARE THE PROPERTY OF ACCURATE INNOTECH INC AND SHALL NOT BE REPRODUCED, COPIED OR USED IN ANY MANNER WITHOUT THE PRIOR WRITTEN CONSENT OF ACCURATE INNOTECH INC.



雅安科技有限公司
ACCURATE INNOTECH INC.

TITLE:	SLIDE SWITCH / HORIZONTAL	PART NO.:	SK-22J11
DR:	Ricky 2016/06/28	DWG NO.:	ADL-22J11
CHKD:	Ricky 2016/06/28	SCALE	2:1
APPD:		SHEET	1/1
		REV.	A
		CUSTOMER DRAWING	