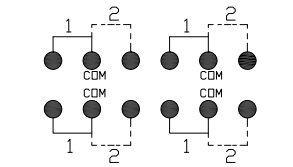
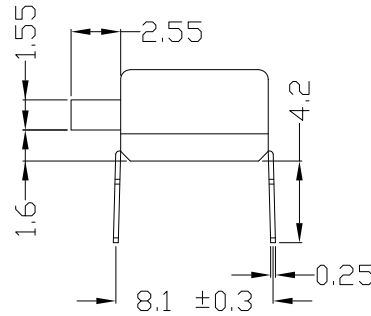
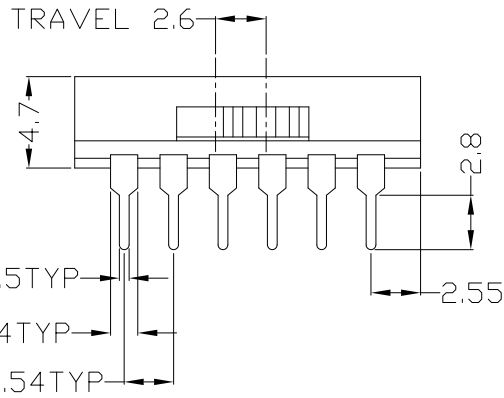
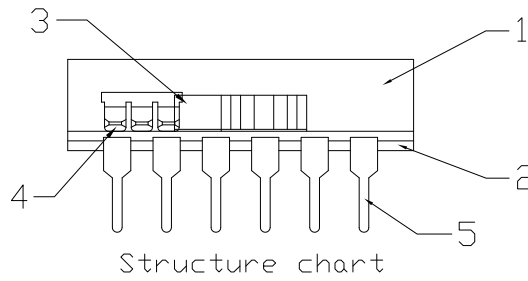
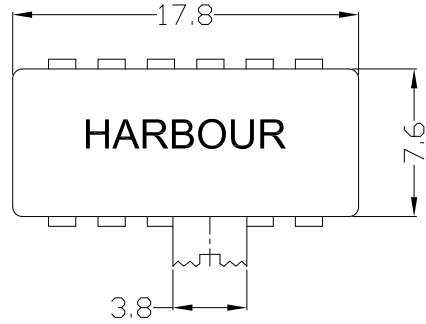




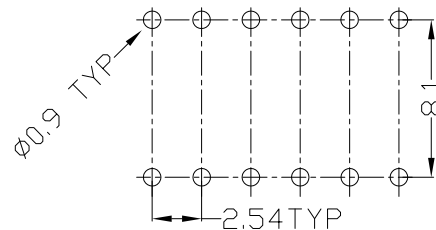
RoHS  
Compliant  
2002/95/EC

REV.	ECN.	NO.	APPD.

### DIMENSIONS



CIRCUIT DIAGRAM



P.C.B LAYOUT

TOP VIEW

### 1.Functional spec

1.1 Rated Voltage	DC 20V
1.2 Rated Current	0.4A
1.3 Contact Resistance	40mΩ MAX(Initial value)
1.4 Operating Force	400±150gf
1.5 Bounce Time	
1.6 Free Position	
1.7 Operating Position	
1.8 Position Travel	2.6±0.2mm
1.9 Return Force	

### 2.Reliable Rating

2.1 Mechanical Life	15,000 CYCLES
2.2 Electrical Life	15,000 CYCLES
2.3 Insulation Resistance	≥100MΩ DC500V
2.4 Withstand Voltage	AC500V 1 minute
2.5 Soldering Technic	Hand Soldering
2.6 Operating Temper	-40°C ~ +85°C
2.7 Ambient Humidity Used	<85%RH

### Material list

8					
7					
6					
5	TERMINAL	C2680	2		
4	CLIP	C5210	4		
3	STEM	NYLON	1		
2	BASE	PBT	1		
1	COVER	PBT	1		
NO.	PARTS	MATERIAL	Q'TY	FINISHING	

Tolerance:±0.2  
UNITS mm  
MAT'L  
SEE NOTE  
FINISH  
SEE NOTE  
Q'TY

THESE DRAWINGS AND SPECIFICATIONS ARE THE PROPERTY OF ACCURATE INNOTECH INC AND SHALL NOT BE REPRODUCED, COPIED OR USED IN ANY MANNER WITHOUT THE PRIOR WRITTEN CONSENT OF ACCURATE INNOTECH INC.

雅安科技有限公司 ACCURATE INNOTECH INC.			
TITLE: SLIDE SWITCH / HORIZONTAL	PART NO.: SK-42F009-01P		
DR: <i>Ricky</i> 2017/3/10	DWG NO.: ATD-42F009-01P		
CHKD: <i>Ricky</i> 2017/3/10	SCALE 1:1	SHEET 1/1	REV. A
APPD:	CUSTOMER DRAWING		