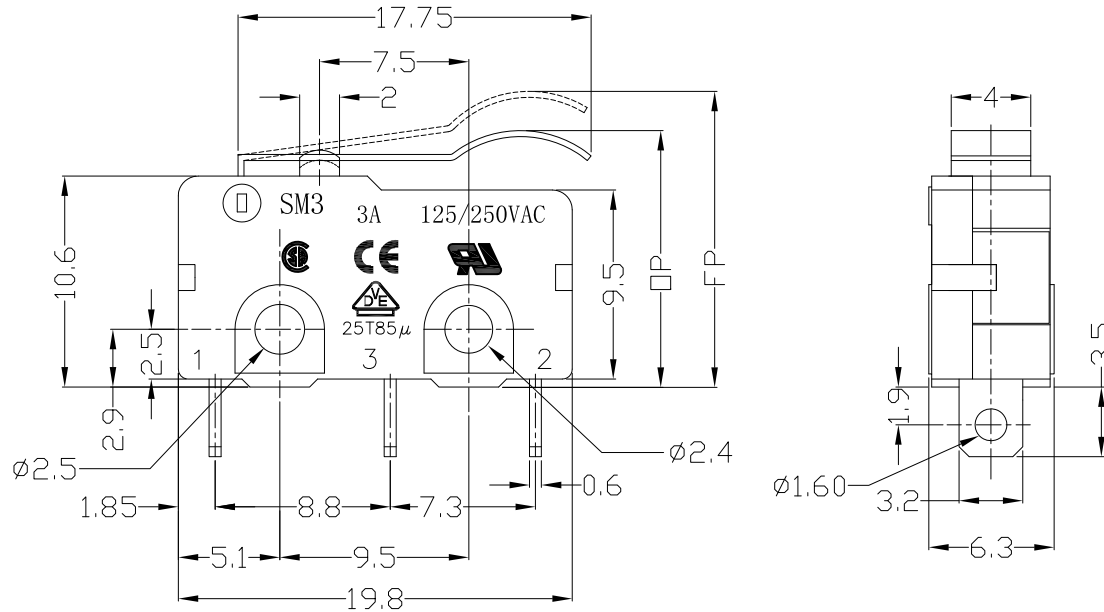




RoHS
Compliant
2002/95/EC

| REV. | ECN. NO. | APPD. |
|------|----------|-------|
| | | |
| | | |
| | | |

DIMENSIONS

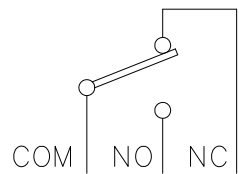


MODEL CODE

SM 3-06 X-XX S-C31

1 2 3 4 5 6 7

- 1.Series : SM
- 2.Current Rating : 3=3A 125/250VAC
- 3.Actuator : 00=Non-lever 01-99=Lever
- 4.Termination : see chart (N/P/C/D)
(2=SPST-NO / 3=SPST-NC)
- 5.Operating Force : see chart
- 6.Spring Material:S=SUS304
- 7.Contact type: C31=3Amps Contact



CIRCUIT DIAGRAM

1.Functional spec

| | |
|------------------------|-----------------------------|
| 1.1 Rated Voltage(AC) | 125/250VAC |
| 1.2 Rated Current(AC) | 3A |
| 1.3 Contact Resistance | ≤100mΩ(Initial value) |
| 1.4 Operating Force | 38±20gf 55±25gf 75±25gf |
| 1.5 Bounce Time | |
| 1.6 Free Position | 14.7±0.8mm |
| 1.7 Operating Position | 12.5±0.8mm |
| 1.8 Position Travel | |
| 1.9 Return Force | |

2.Reliable Rating

| | |
|---------------------------|------------------|
| 2.1 Mechanical Life | 1,000,000 CYCLES |
| 2.2 Electrical Life | 10,000 CYCLES |
| 2.3 Insulation Resistance | ≥100MΩ DC500V |
| 2.4 Withstand Voltage | AC1000V 1 minute |
| 2.5 Soldering Technic | Hand Soldering |
| 2.6 Operating Temper | -25°C ~ +85°C |
| 2.7 Ambient Humidity Used | <85%RH |

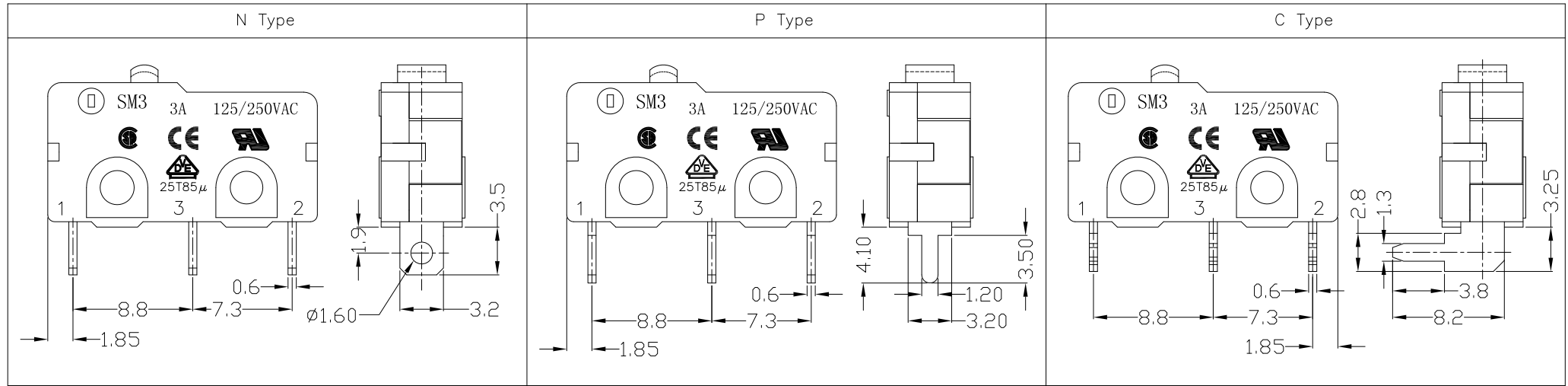
| | | | | | |
|--|----------|------------------------------------|--|--------------------------|------------------|
| Tolerance:±0.2 | UNITS mm | 雅安科技有限公司 ACCURATE INNOTECH INC. | | | |
| | MAT'L | TITLE: MICRO SWITCH SM3 SERIES | | PART NO: SM3-06N-XXS-C31 | |
| | SEE NOTE | DR: <i>Ricky</i> 2017/4/11 | | DWG NO: ATD-06X-XXS-C31 | |
| | FINISH | CHKD: <i>Ricky</i> 2017/4/11 | | SCALE | SHEET |
| | SEE NOTE | Q'TY | | 1:1 | 1/2 |
| | | APPD: | | REV. A | CUSTOMER DRAWING |
| <small>THESE DRAWINGS AND SPECIFICATIONS ARE THE PROPERTY OF ACCURATE INNOTECH INC AND SHALL NOT BE REPRODUCED, COPIED OR USED IN ANY MANNER WITHOUT THE PRIOR WRITTEN CONSENT OF ACCURATE INNOTECH INC.</small> | | | | | |



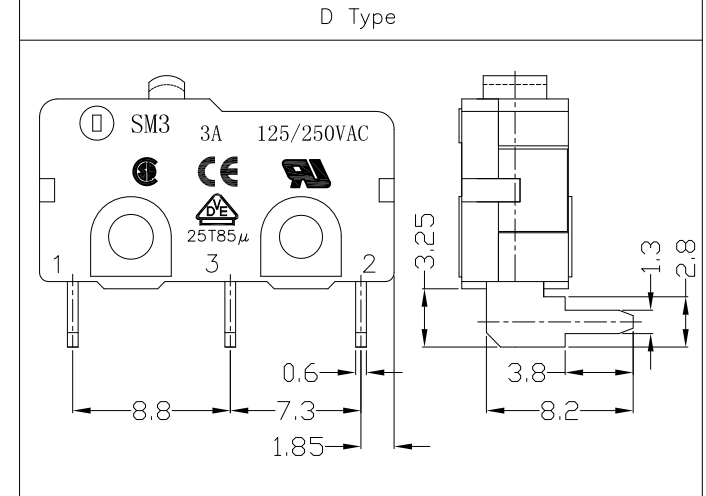
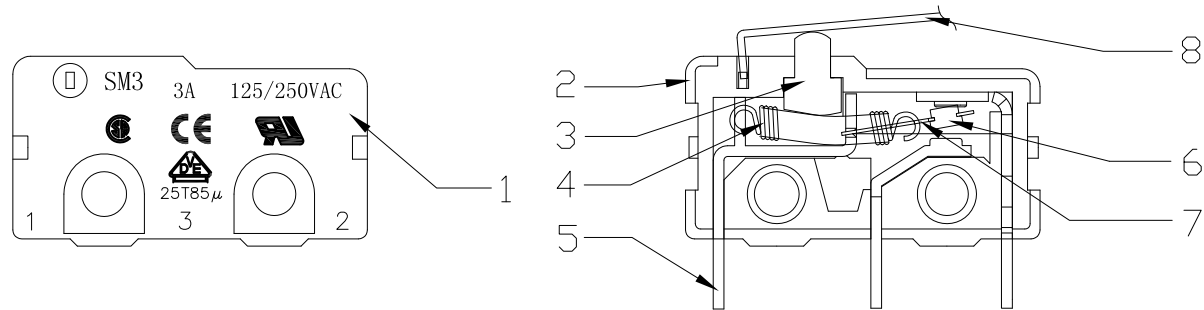
RoHS
Compliant
2002/95/EC

| REV. | ECN. NO. | NO. | APPD. |
|------|----------|-----|-------|
| | | | |
| | | | |

Terminal Type



Structure chart



Material list

| NO. | PARTS | MATERIAL | Q'TY | FINISHING |
|-----|---------------|--------------|------|-----------|
| 8 | Lever | SUS301 | 1 | |
| 7 | Change Plate | C5210 | 1 | |
| 6 | Contact | Silver alloy | 1 | |
| 5 | Terminal | C2680 | 3 | |
| 4 | Spring | SUS304 | 1 | |
| 3 | Button | PBT | 1 | |
| 2 | Lower Housing | PBT | 1 | |
| 1 | Upper Housing | PBT | 1 | |

THESE DRAWINGS AND SPECIFICATIONS ARE THE PROPERTY OF ACCURATE INNOTECH INC AND SHALL NOT BE REPRODUCED, COPIED OR USED IN ANY MANNER WITHOUT THE PRIOR WRITTEN CONSENT OF ACCURATE INNOTECH INC.

| | |
|-----------------|----------|
| Tolerance: ±0.2 | UNITS mm |
| | MAT'L |
| | SEE NOTE |
| | FINISH |
| | SEE NOTE |
| | Q'TY |

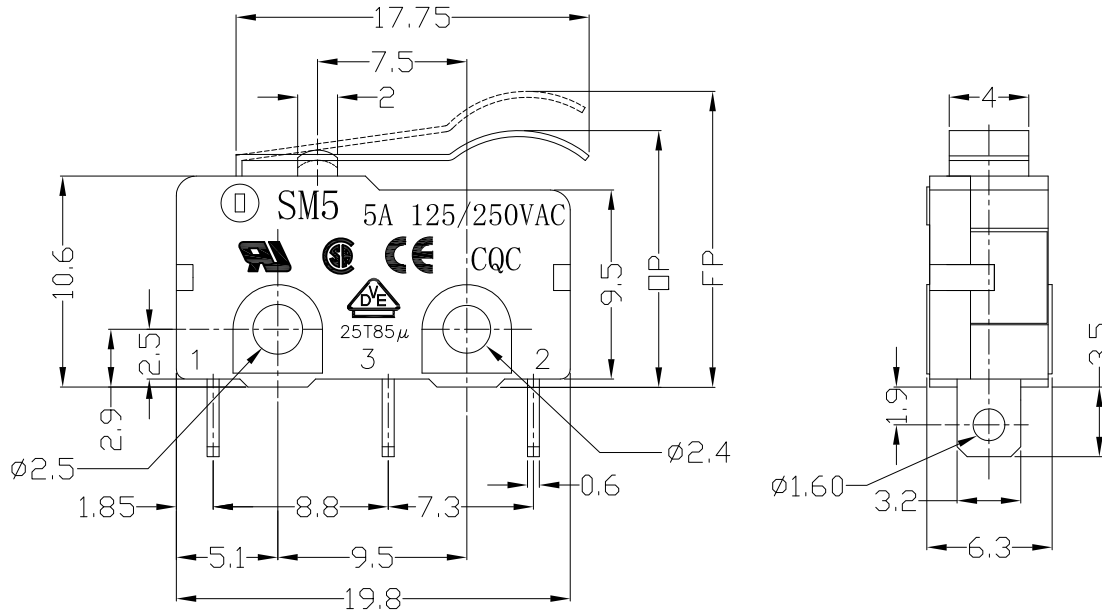
| | | | |
|------------------------------------|--|---------------------------|------------------|
| 雅安科技有限公司 ACCURATE INNOTECH INC. | | | |
| TITLE: MICRO SWITCH SM3 SERIES | | PART NO.: SM3-06X-XXS-C31 | |
| DR: Ricky 2017/4/11 | | DWG NO.: ATD-06X-XXS-C31 | |
| CHKD: Ricky 2017/4/11 | | SCALE: 1:1 | SHEET: 2/2 |
| APPD: | | REV.: A | CUSTOMER DRAWING |



RoHS Compliant
2002/95/EC

| REV. | ECN. NO. | APPD. |
|------|----------|-------|
| | | |
| | | |

DIMENSIONS

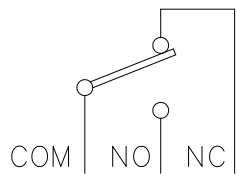


MODEL CODE

SM 5 - 06 X - XX S - C51

1 2 3 4 5 6 7

1. Series : SM
2. Current Rating : 5=5A 125/250VAC
3. Actuator : 00=Non-lever 01-99=Lever
4. Termination : see chart (N/P/C/D/L)
(2=SPST-NO / 3=SPST-NC)
5. Operating Force : see chart
6. Spring Material: S=SUS304
7. Contact type: C51=5Amps Contact



CIRCUIT DIAGRAM

1. Functional spec

| | |
|------------------------|-----------------------------|
| 1.1 Rated Voltage(AC) | 125/250VAC |
| 1.2 Rated Current(AC) | 5A |
| 1.3 Contact Resistance | ≤100mΩ(Initial value) |
| 1.4 Operating Force | 38±20gf 55±25gf 75±25gf |
| 1.5 Bounce Time | |
| 1.6 Free Position | 14.7±0.8mm |
| 1.7 Operating Position | 12.5±0.8mm |
| 1.8 Position Travel | |
| 1.9 Return Force | |

2. Reliable Rating

| | |
|---------------------------|------------------|
| 2.1 Mechanical Life | 1,000,000 CYCLES |
| 2.2 Electrical Life | 10,000 CYCLES |
| 2.3 Insulation Resistance | ≥100MΩ DC500V |
| 2.4 Withstand Voltage | AC1000V 1 minute |
| 2.5 Soldering Technic | Hand Soldering |
| 2.6 Operating Temper | -25°C ~ +85°C |
| 2.7 Ambient Humidity Used | <85%RH |

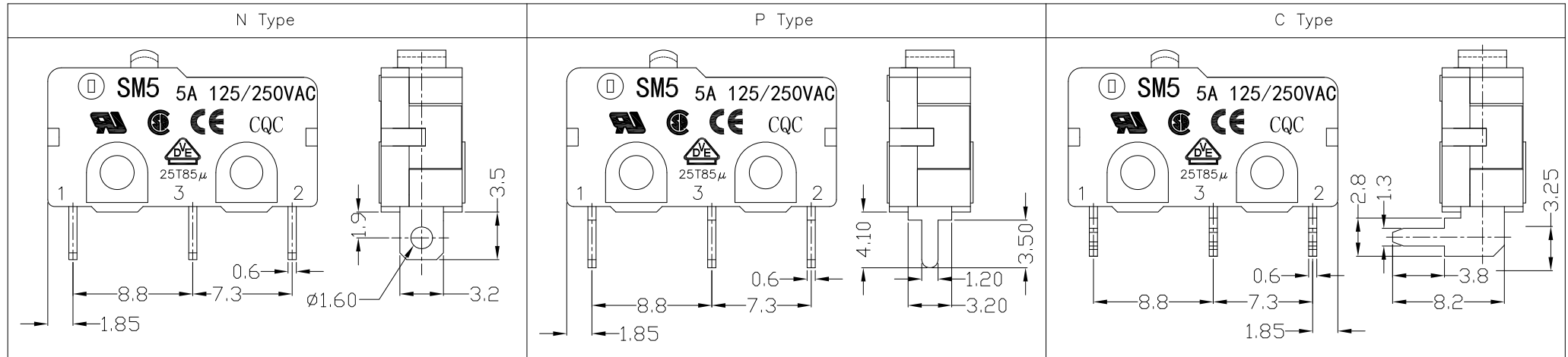
| Tolerance: ±0.2 | | UNITS | 雅安科技有限公司 ACCURATE INNOTECH INC. | | | |
|---|--|----------|------------------------------------|--|-----------------|------------------|
| | | mm | TITLE: | | PART NO.: | |
| | | MAT'L | MICRO SWITCH SM5 SERIES | | SM5-06N-XXS-C51 | |
| | | SEE NOTE | DR: <i>Ricky</i> 2017/4/12 | | DWG NO.: | |
| | | FINISH | CHKD: <i>Ricky</i> 2017/4/12 | | ATD-06X-XXS-C51 | |
| | | SEE NOTE | APPD: | | SCALE | SHEET |
| | | Q'TY | | | 1:1 | 1/2 |
| THESE DRAWINGS AND SPECIFICATIONS ARE THE PROPERTY OF ACCURATE INNOTECH INC AND SHALL NOT BE REPRODUCED, COPIED OR USED IN ANY MANNER WITHOUT THE PRIOR WRITTEN CONSENT OF ACCURATE INNOTECH INC. | | | | | REV. | CUSTOMER DRAWING |
| | | | | | A | |



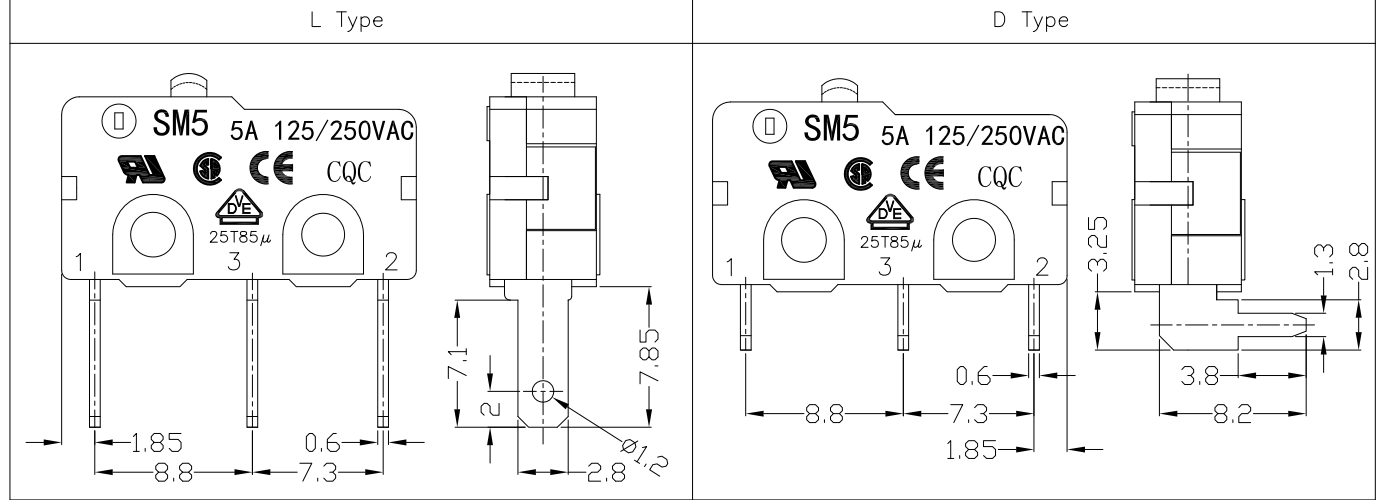
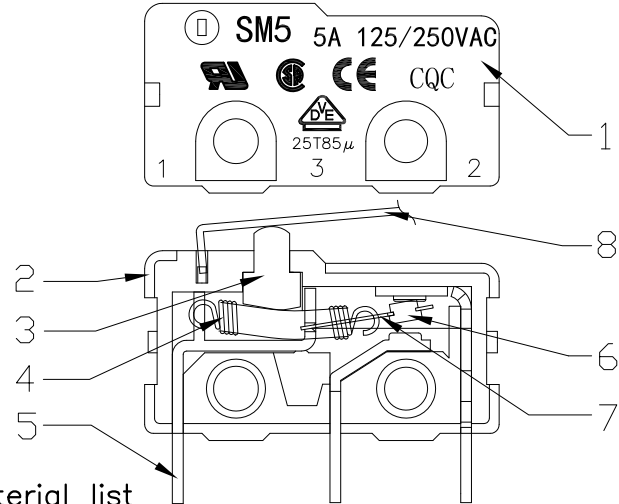
RoHS Compliant
2002/95/EC

| REV. | ECN. NO. | NO. | APPD. |
|------|----------|-----|-------|
| | | | |
| | | | |

Terminal Type



Structure chart



Material list

| NO. | PARTS | MATERIAL | Q'TY | FINISHING |
|-----|---------------|--------------|------|-----------|
| 8 | Lever | SUS301 | 1 | |
| 7 | Change Plate | C5210 | 1 | |
| 6 | Contact | Silver alloy | 3 | |
| 5 | Terminal | C2680 | 3 | |
| 4 | Spring | SUS304 | 1 | |
| 3 | Button | PBT | 1 | |
| 2 | Lower Housing | PBT | 1 | |
| 1 | Upper Housing | PBT | 1 | |

Tolerance: ±0.2

UNITS mm

MAT'L

SEE NOTE

FINISH

SEE NOTE

Q'TY

THESE DRAWINGS AND SPECIFICATIONS ARE THE PROPERTY OF ACCURATE INNOTECH INC AND SHALL NOT BE REPRODUCED, COPIED OR USED IN ANY MANNER WITHOUT THE PRIOR WRITTEN CONSENT OF ACCURATE INNOTECH INC.

| | | | |
|------------------------------------|--|------------------------------|----------|
| 雅安科技有限公司 ACCURATE INNOTECH INC. | | | |
| TITLE: MICRO SWITCH SM5 SERIES | | PART NO.: SM5-06X-XXS-C51 | |
| DR: Ricky 2017/4/12 | | DWG NO.: ATD-06X-XXS-C51 | |
| CHKD: Ricky 2017/4/12 | | SCALE | SHEET |
| APPD: | | 1:1 | 2/2 |
| | | REV. | CUSTOMER |
| | | A | DRAWING |