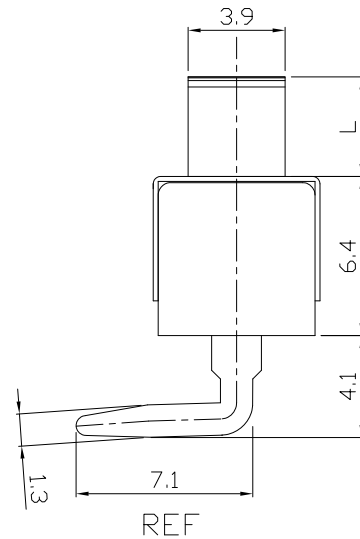
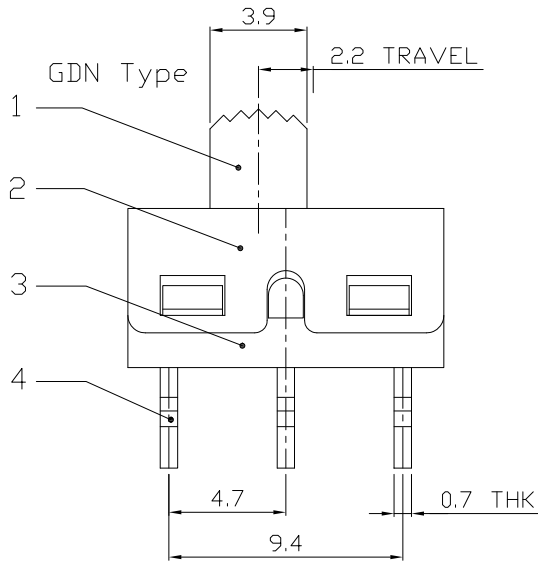
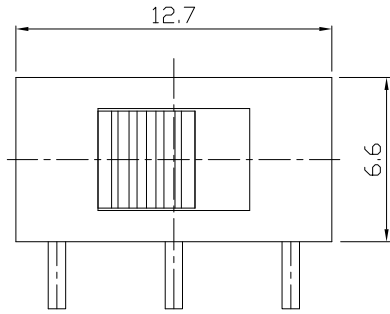




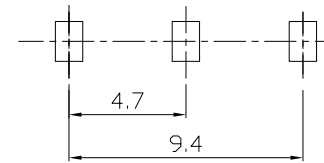
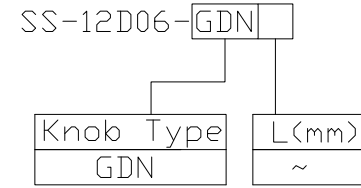
RoHS  
Compliant  
2002/95/EC

REV.	ECN.	NO.	APPD.

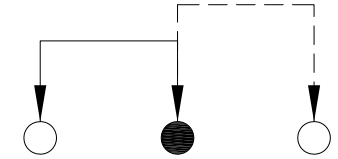
DIMENSIONS



MODEL CODE



P.C.B LAYOUT  
BOTTOM VIEW



CIRCUIT DIAGRAM

ELECTRO-MECHANICAL CHARACTERISTICS  
Refer to additional specifications

RATING	2A 125V AC
CIRCUIT	1P2T
CONTACT RESISTANCE	100mΩ MAX.
TIMING	NON-SHORTING
TRAVEL	2.2mm
OPERATING FORCE	200±50gf
OPERATING LIFE(cycles)	10,000

NO.	PARTS	MATERIAL	Q'TY	FINISHING
8				
7	STEEL BALL	STEEL	1	NATURAL
6	SPRING	STEEL WIRE	1	NATURAL
5	CONTACT	BRASS STRIP	1	Ag PLATED
4	TERMINAL	BRASS STRIP	3	Ag PLATED
3	CASE	PA66	1	BLACK
2	COVER	SUS	1	NATURAL
1	KNOB	PA66	1	BLACK

WITHIN 1.5mm: ±0.1mm	UNITS mm
OVER 1.5mm: ±0.2mm	MAT'L
	SEE NOTE
	FINISH
	SEE NOTE
THESE DRAWINGS AND SPECIFICATIONS ARE THE PROPERTY OF ACCURATE INNOTECH INC AND SHALL NOT BE REPRODUCED, COPIED OR USED IN ANY MANNER WITHOUT THE PRIOR WRITTEN CONSENT OF ACCURATE INNOTECH INC.	Q'TY

雅安科技有限公司 ACCURATE INNOTECH INC.			
TITLE: SLIDE SWITCH / VERTICAL	PART NO.: SS-12D06		
DR: <i>Ricky</i> 2015/07/07	DWG NO.: ADL-12D06		
CHKD: <i>Ricky</i> 2015/07/07	SCALE 3:1	SHEET 1/1	REV. A
APPD:	CUSTOMER DRAWING		