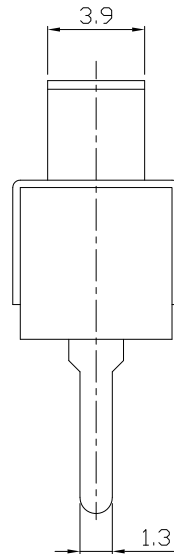
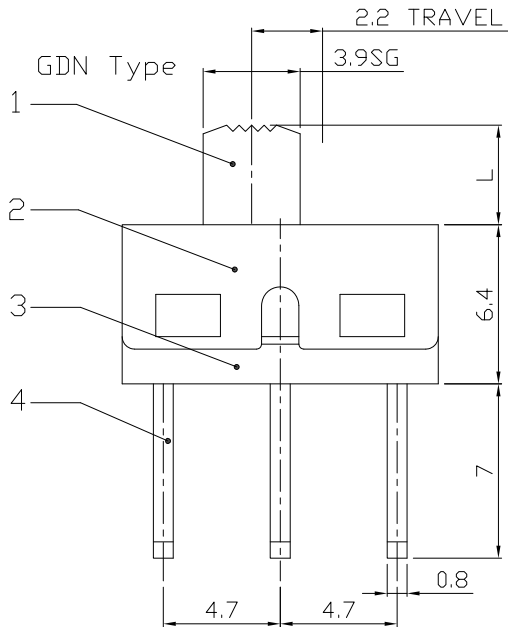
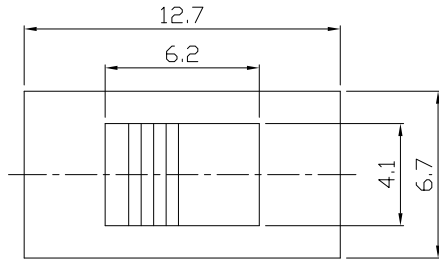




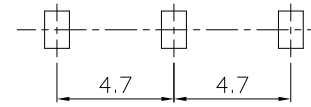
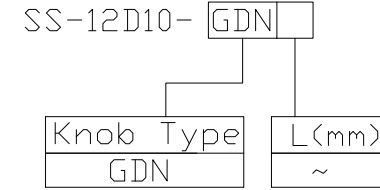
RoHS  
Compliant  
2002/95/EC

REV.	ECN.	NO.	APPD.

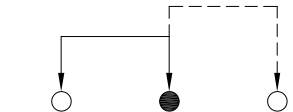
### DIMENSIONS



### MODEL CODE



P.C.B LAYOUT  
BOTTOM VIEW



CIRCUIT DIAGRAM

### ELECTRO-MECHANICAL CHARACTERISTICS

Refer to additional specifications

RATING	1.5A 125V AC
CIRCUIT	1P2T
CONTACT RESISTANCE	30mΩ MAX.
TIMING	NON-SHORTING
TRAVEL	2.2mm
OPERATING FORCE	300±150gf
OPERATING LIFE(cycles)	10,000

8					
7					
6	SPRING	SUS	1	NATURAL	
5	CONTACT	BRASS	1	Ag PLATED	
4	TERMINAL	BRASS	3	Ag PLATED	
3	CASE	NYLON	1	BLACK	
2	COVER	SUS	1	NATURAL	
1	KNOB	NYLON	1	BLACK	
NO.	PARTS	MATERIAL	Q'TY	FINISHING	

WITHIN 1.5mm: ±0.1mm  
OVER 1.5mm: ±0.2mm

THESE DRAWINGS AND SPECIFICATIONS ARE THE PROPERTY OF ACCURATE INNOTECH INC AND SHALL NOT BE REPRODUCED, COPIED OR USED IN ANY MANNER WITHOUT THE PRIOR WRITTEN CONSENT OF ACCURATE INNOTECH INC.

UNITS mm  
MAT'L SEE NOTE  
FINISH SEE NOTE  
Q'TY

**雅安科技有限公司**  
**ACCURATE INNOTECH INC.**

TITLE: SLIDE SWITCH / VERTICAL  
DR: *Ricky* 2016/08/03  
CHKD: *Ricky* 2016/08/03  
APPD:

PART NO.: SS-12D10  
DWG NO.: AZJ-12D10

SCALE	SHEET	REV.	CUSTOMER DRAWING
3:1	1/1	A	