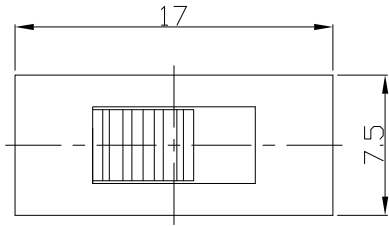




RoHS Compliant  
2002/95/EC

REV.	ECN.	NO.	APPD.

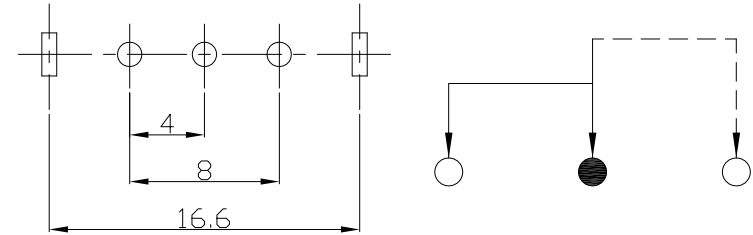
DIMENSIONS



MODEL CODE

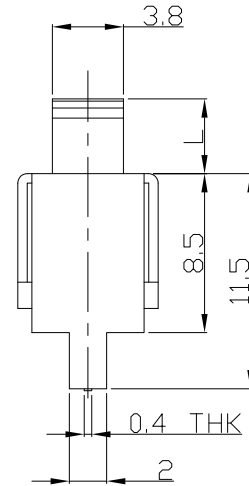
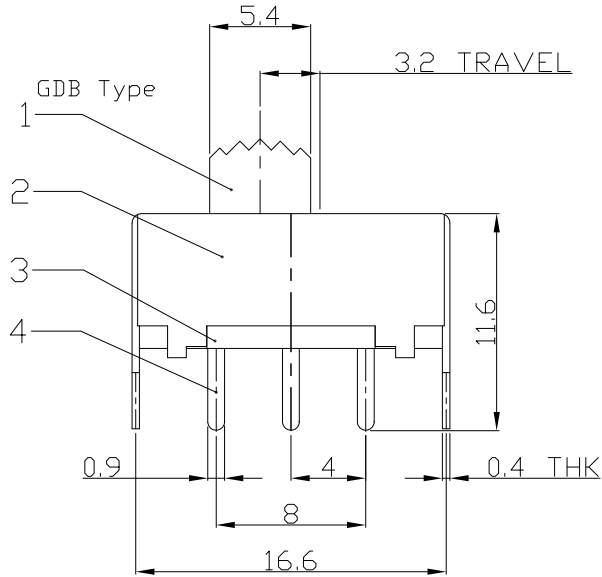
SS-12F02-GDB

Knob Type	L(mm)
GDB	~



P.C.B LAYOUT  
BOTTOM VIEW

CIRCUIT DIAGRAM



ELECTRO-MECHANICAL CHARACTERISTICS  
Refer to additional specifications

RATING	0.5A 50V DC
CIRCUIT	1P2T
CONTACT RESISTANCE	100mΩ MAX.
TIMING	NON-SHORTING
TRAVEL	3.2mm
OPERATING FORCE	180±80gf
OPERATING LIFE(cycles)	10,000

8					WITHIN 1.5mm: ±0.1mm	UNITS mm	雅安科技有限公司 <b>ACCURATE INNOTECH INC.</b> TITLE: SLIDE SWITCH / VERTICAL PART NO.: SS-12F02 DR: <i>Ricky</i> 2015/05/21 DWG NO.: ADL-12F02 CHKD: <i>Ricky</i> 2015/05/21 APPD:
7					OVER 1.5mm: ±0.2mm	MAT'L	
6	SPRING	STEEL WIRE	1	NATURAL		SEE NOTE	
5	CONTACT	BRASS STRIP	1	Ag PLATED		SEE NOTE	
4	TERMINAL	BRASS STRIP	3	Ag PLATED		SEE NOTE	
3	BASE	PHENOLIC RESIN	1	BLACK		SEE NOTE	
2	FRAME	STEEL STRIP	1	Ni PLATED		SEE NOTE	
1	KNOB	POM	1	BLACK		SEE NOTE	
NO.	PARTS	MATERIAL	Q'TY	FINISHING			SCALE SHEET REV. CUSTOMER DRAWING 2:1 1/1 A

THESE DRAWINGS AND SPECIFICATIONS ARE THE PROPERTY OF ACCURATE INNOTECH INC AND SHALL NOT BE REPRODUCED, COPIED OR USED IN ANY MANNER WITHOUT THE PRIOR WRITTEN CONSENT OF ACCURATE INNOTECH INC.

