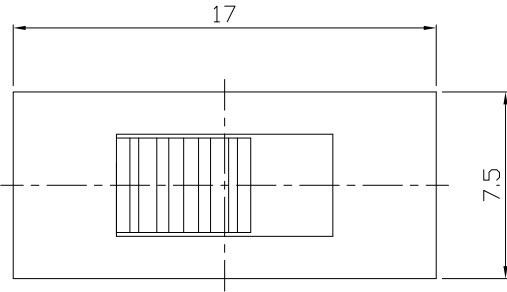




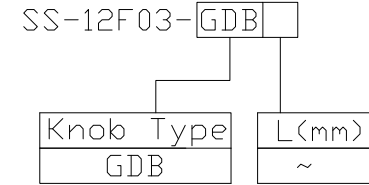
RoHS Compliant
2002/95/EC

REV.	ECN.	NO.	APPD.

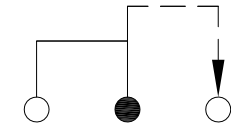
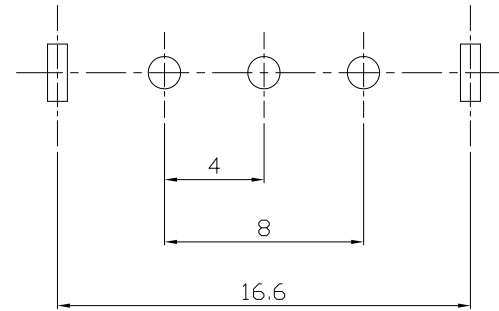
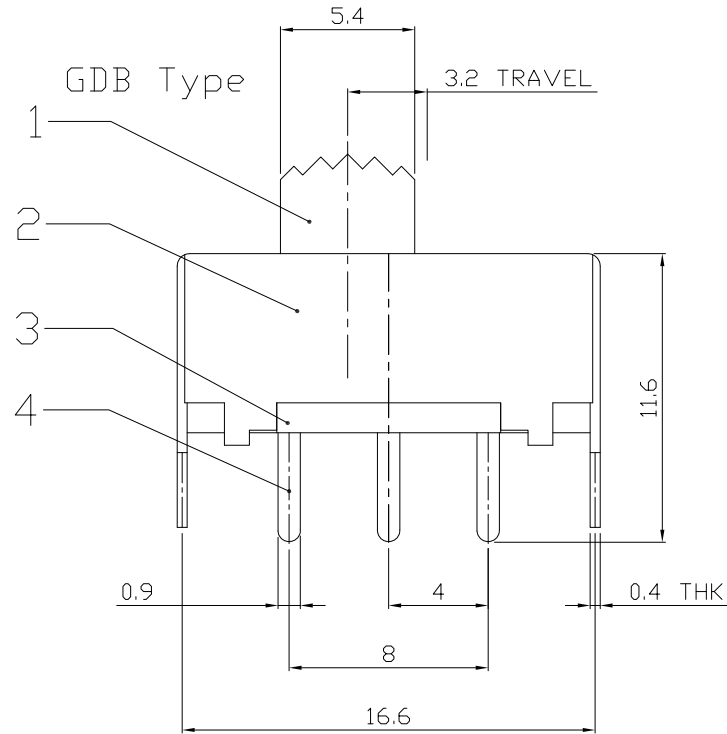
DIMENSIONS



MODEL CODE



B



P.C.B LAYOUT
BOTTOM VIEW

CIRCUIT DIAGRAM

C

ELECTRO-MECHANICAL CHARACTERISTICS
Refer to additional specifications

RATING	0.5A 50V DC
CIRCUIT	1P2T
CONTACT RESISTANCE	100mΩ MAX.
TIMING	NON-SHORTING
TRAVEL	3.2mm
OPERATING FORCE	180±80gf
OPERATING LIFE(cycles)	10,000

D

E

8					WITHIN 1.5mm: ±0.1mm	UNITS mm
7					OVER 1.5mm: ±0.2mm	MAT'L
6	SPRING	STEEL WIRE	1	NATURAL		SEE NOTE
5	CONTACT	BRASS STRIP	1	Ag PLATED		
4	TERMINAL	BRASS STRIP	3	Ag PLATED		
3	BASE	PHENOLIC RESIN	1	NATURAL		FINISH
2	FRAME	STEEL STRIP	1	Ni PLATED		SEE NOTE
1	KNOB	POM	1	BLACK		Q'TY
NO.	PARTS	MATERIAL	Q'TY	FINISHING		

THESE DRAWINGS AND SPECIFICATIONS ARE THE PROPERTY OF ACCURATE INNOTECH INC AND SHALL NOT BE REPRODUCED, COPIED OR USED IN ANY MANNER WITHOUT THE PRIOR WRITTEN CONSENT OF ACCURATE INNOTECH INC.

雅安科技有限公司
ACCURATE INNOTECH INC.

TITLE: SLIDE SWITCH / VERTICAL

PART NO.: SS-12F03

DR: Ricky 2015/07/07

DWG NO.: ADL-12F03

CHKD: Ricky 2015/07/07

APPD:

SCALE	SHEET	REV.	CUSTOMER DRAWING
2:1	1/1	A	