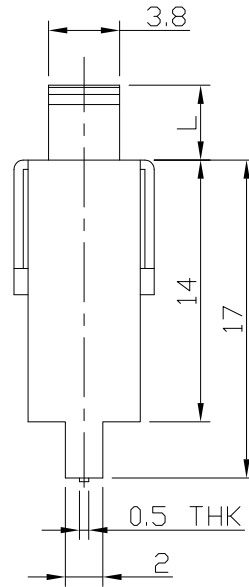
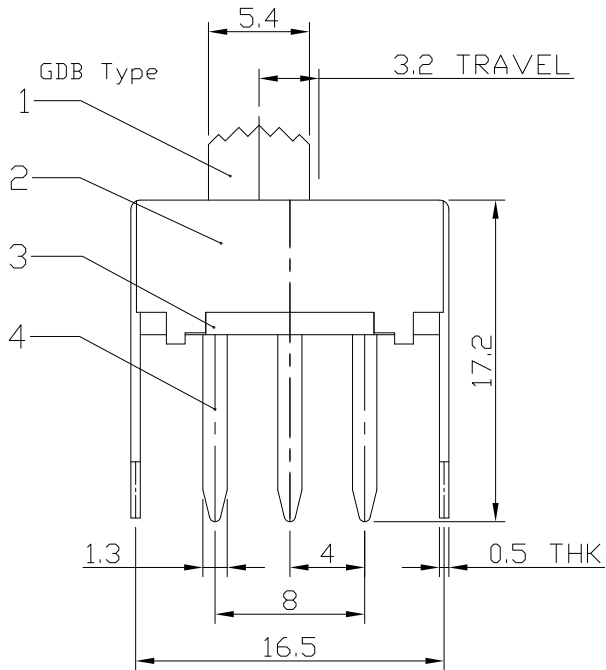
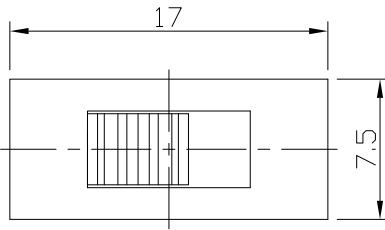




RoHS
Compliant
2002/95/EC

REV.	ECN.	NO.	APPD.

DIMENSIONS

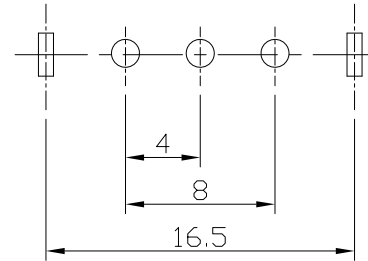


MODEL CODE

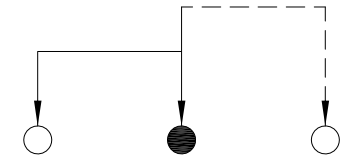
SS-12F08-GDB

Knob Type
GDB

L(mm)
~



P.C.B LAYOUT
BOTTOM VIEW



CIRCUIT DIAGRAM

ELECTRO-MECHANICAL CHARACTERISTICS
Refer to additional specifications

RATING	0.5A 50V DC
CIRCUIT	1P2T
CONTACT RESISTANCE	100mΩ MAX.
TIMING	NON-SHORTING
TRAVEL	3.2mm
OPERATING FORCE	200±80gf
OPERATING LIFE(cycles)	10,000

8							
7							
6	SPRING	STEEL WIRE	1	NATURAL			
5	CONTACT	BRASS STRIP	1	Ag PLATED			
4	TERMINAL	BRASS STRIP	3	Ag PLATED			
3	BASE	PHENOLIC RESIN	1	BLACK			
2	FRAME	STEEL STRIP	1	Ni PLATED			
1	KNOB	POM	1	BLACK			
NO.	PARTS	MATERIAL	Q'TY	FINISHING			

WITHIN 1.5mm: ±0.1mm
OVER 1.5mm: ±0.2mm

UNITS mm

MAT'L
SEE NOTE

FINISH
SEE NOTE

Q'TY

THESE DRAWINGS AND SPECIFICATIONS ARE THE PROPERTY OF ACCURATE INNOTECH INC AND SHALL NOT BE REPRODUCED, COPIED OR USED IN ANY MANNER WITHOUT THE PRIOR WRITTEN CONSENT OF ACCURATE INNOTECH INC.

雅安科技有限公司
ACCURATE INNOTECH INC.

TITLE: SLIDE SWITCH / VERTICAL
PART NO.: SS-12F08

DR: Ricky 2015/05/22
DWG NO.: ADL-12F08

CHKD: Ricky 2015/05/22

APPD:

SCALE	SHEET	REV.	CUSTOMER DRAWING
2:1	1/1	A	