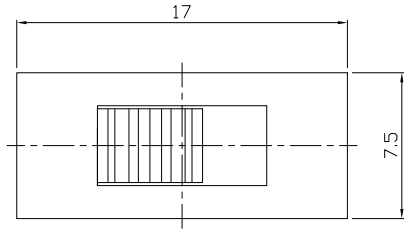




RoHS  
Compliant  
2002/95/EC

REV.	ECN.	NO.	APPD.

DIMENSIONS

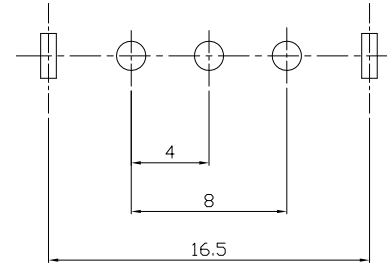
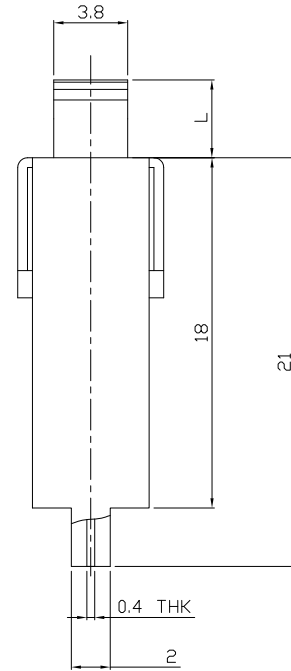
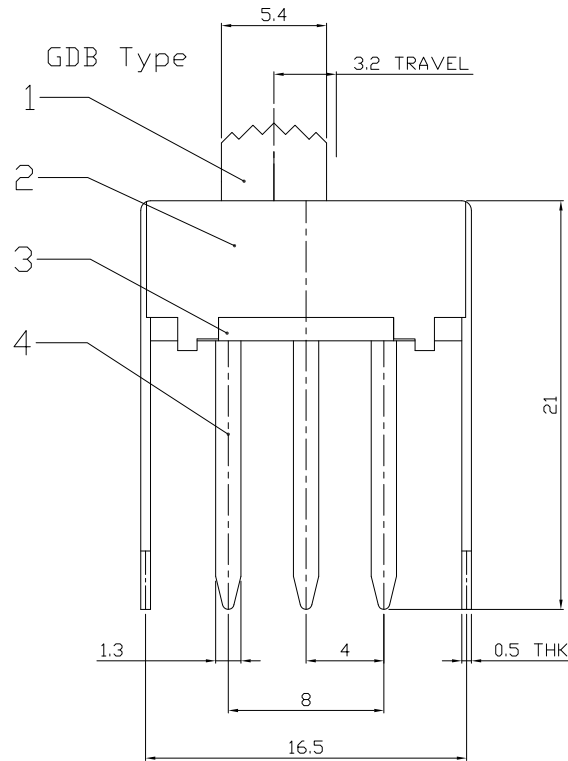


MODEL CODE

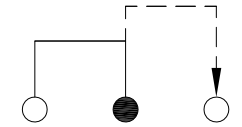
SS-12F09-GDB

Knob Type	L(mm)
GDB	~

B



P.C.B LAYOUT  
BOTTOM VIEW



CIRCUIT DIAGRAM

C

ELECTRO-MECHANICAL CHARACTERISTICS  
Refer to additional specifications

RATING	0.5A 50V DC
CIRCUIT	1P2T
CONTACT RESISTANCE	100mΩ MAX.
TIMING	NON-SHORTING
TRAVEL	3.2mm
OPERATING FORCE	180±80gf
OPERATING LIFE(cycles)	10,000

D

E

8					WITHIN 1.5mm: ±0.1mm	UNITS	mm
7					OVER 1.5mm: ±0.2mm	MAT'L	
6	SPRING	STEEL WIRE	1	NATURAL		SEE NOTE	
5	CONTACT	BRASS STRIP	1	Ag PLATED			
4	TERMINAL	BRASS STRIP	3	Ag PLATED			
3	BASE	PHENOLIC RESIN	1	BLACK		FINISH	
2	FRAME	STEEL STRIP	1	Ni PLATED		SEE NOTE	
1	KNOB	POM	1	BLACK		Q'TY	
NO.	PARTS	MATERIAL	Q'TY	FINISHING			

THESE DRAWINGS AND SPECIFICATIONS ARE THE PROPERTY OF ACCURATE INNOTECH INC AND SHALL NOT BE REPRODUCED, COPIED OR USED IN ANY MANNER WITHOUT THE PRIOR WRITTEN CONSENT OF ACCURATE INNOTECH INC.

雅安科技有限公司 ACCURATE INNOTECH INC.			
TITLE: SLIDE SWITCH / VERTICAL		PART NO.: SS-12F09	
DR: <i>Ricky</i> 2015/07/07		DWG NO.: ADL-12F09	
CHKD: <i>Ricky</i> 2015/07/07		SCALE	SHEET
APPD:		2:1	1/1
		REV.	CUSTOMER DRAWING
		A	

1 2 3 4 5 6 7