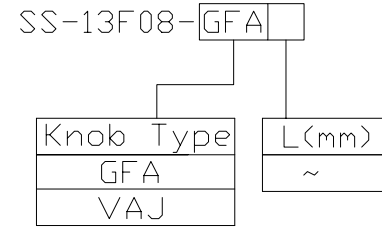




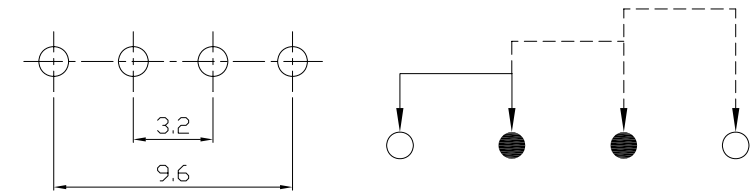
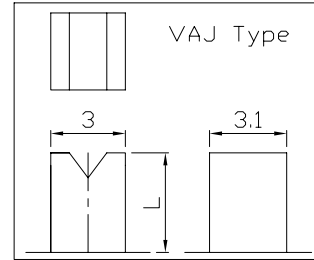
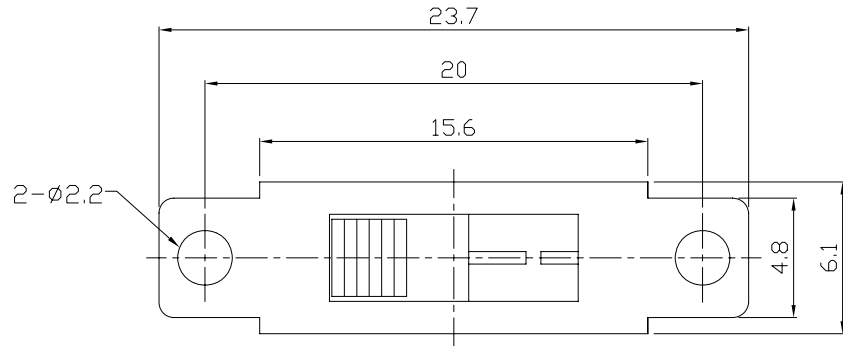
RoHS
Compliant
2002/95/EC

REV.	ECN.	NO.	APPD.

MODEL CODE



DIMENSIONS



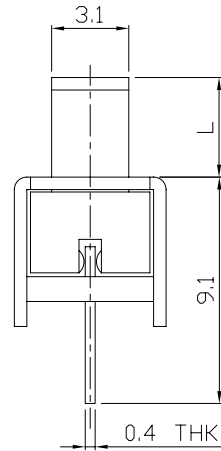
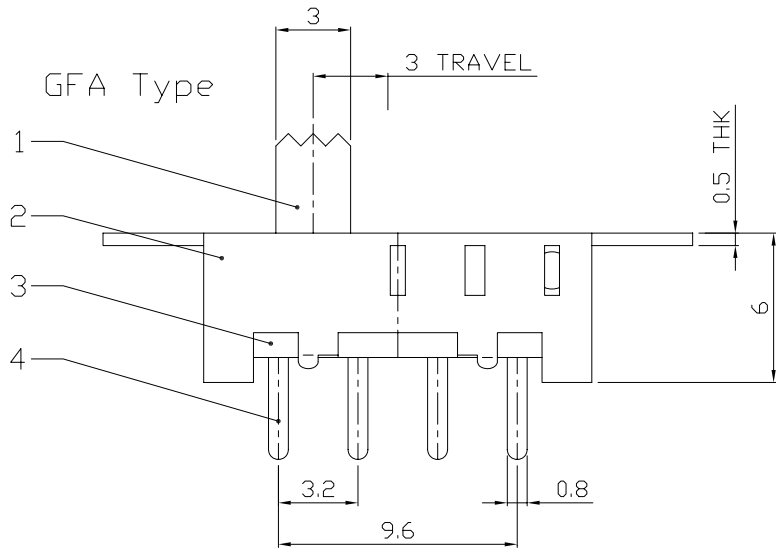
P.C.B LAYOUT
BOTTOM VIEW

CIRCUIT DIAGRAM

ELECTRO-MECHANICAL CHARACTERISTICS

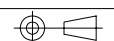
Refer to additional specifications

RATING	0.5A 50V DC
CIRCUIT	1P3T
CONTACT RESISTANCE	100mΩ MAX.
TIMING	NON-SHORTING
TRAVEL	3mm
OPERATING FORCE	250±100gf
OPERATING LIFE(cycles)	10,000



8							
7	CONTACT CLIP	PBS STRIP	1	Ag PLATED	WITHIN 1.5mm: ±0.1mm	UNITS	雅安科技有限公司 ACCURATE INNOTECH INC.
6	STEEL BALL	STEEL	1	NATURAL	OVER 1.5mm: ±0.2mm	mm	
5	SPRING	STEEL WIRE	1	TEMPER		MAT'L	TITLE: SLIDE SWITCH / VERTICAL
4	TERMINAL	BRASS STRIP	4	Ag PLATED		SEE NOTE	
3	BASE	PHENOLIC RESIN	1	NATURAL		FINISH	SS-13F08
2	FRAME	STEEL STRIP	1	Ni PLATED		SEE NOTE	DR: <i>Ricky</i> 2015/07/14
1	KNOB	POM	1	BLACK		Q'TY	DWG NO.:
NO.	PARTS	MATERIAL	Q'TY	FINISHING			ADL-13F08
							SCALE
							3:1
							SHEET
							1/1
							REV.
							A
							CUSTOMER
							DRAWING

THESE DRAWINGS AND SPECIFICATIONS ARE THE PROPERTY OF ACCURATE INNOTECH INC AND SHALL NOT BE REPRODUCED, COPIED OR USED IN ANY MANNER WITHOUT THE PRIOR WRITTEN CONSENT OF ACCURATE INNOTECH INC.



APPD: