



RoHS
Compliant
2002/95/EC

REV.	ECN.	NO.	APPD.

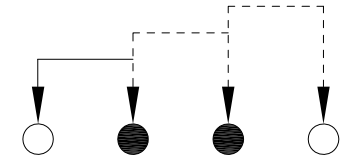
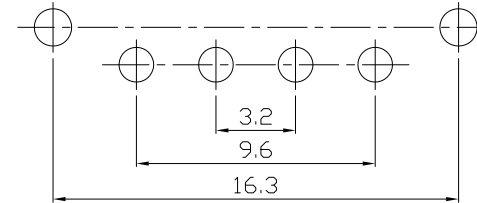
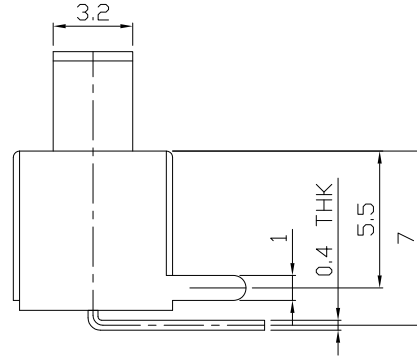
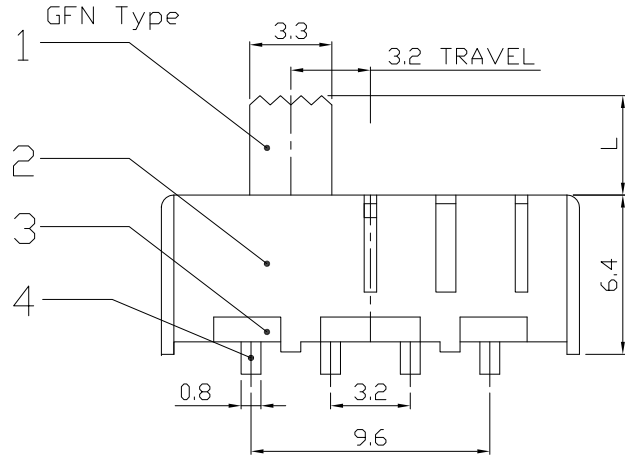
MODEL CODE

SS-13F24-GFN

Knob Type
GFN

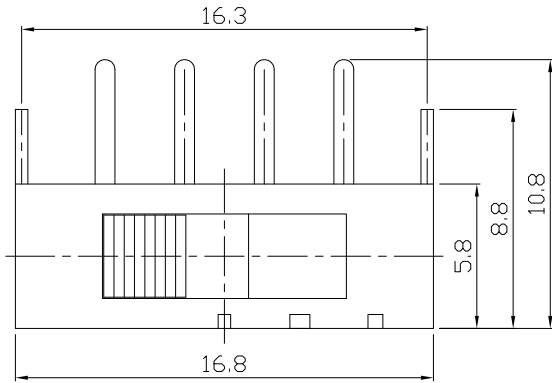
L(mm)
~

DIMENSIONS



P.C.B LAYOUT
BOTTOM VIEW

CIRCUIT DIAGRAM



ELECTRO-MECHANICAL CHARACTERISTICS

Refer to additional specifications

RATING	0.3A 50V DC
CIRCUIT	1P3T
CONTACT RESISTANCE	30mΩ MAX.
TIMING	SHORTING
TRAVEL	3.2mm
OPERATING FORCE	250±100gf
OPERATING LIFE(cycles)	10,000

8					
7	CONTACT	C5210	1	Ag CLAD	WITHIN 1.0mm: ±0.2mm
6	STEEL BALL	SUS	1	NATURAL	OVER 1.0mm: ±0.3mm
5	SPRING	SUS	1	NATURAL	
4	TERMINAL	BRASS STRIP	4	Ag PLATED	
3	TERMINAL CASE	PHENOLIC RESIN	1	NATURAL	
2	COVER	SPCC-SD	1	Ni PLATED	
1	KNOB	POM	1	BLACK	
NO.	PARTS	MATERIAL	Q'TY	FINISHING	

THESE DRAWINGS AND SPECIFICATIONS ARE THE PROPERTY OF ACCURATE INNOTECH INC AND SHALL NOT BE REPRODUCED, COPIED OR USED IN ANY MANNER WITHOUT THE PRIOR WRITTEN CONSENT OF ACCURATE INNOTECH INC.

UNITS	mm	雅安科技有限公司 ACCURATE INNOTECH INC.				
MAT'L	SEE NOTE					
FINISH	SEE NOTE	TITLE:	PART NO.:			
Q'TY	SEE NOTE	DR:	SS-13F24			
		CHKD:	DWG NO.:			
		APPD:	AZJ-13F24			
			SCALE	SHEET	REV.	CUSTOMER
			1:1	1/1	A	DRAWING