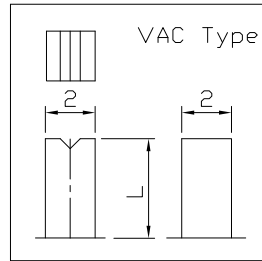
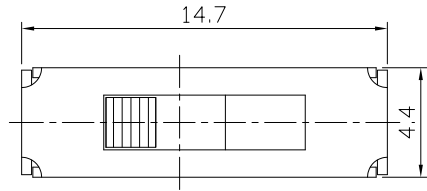




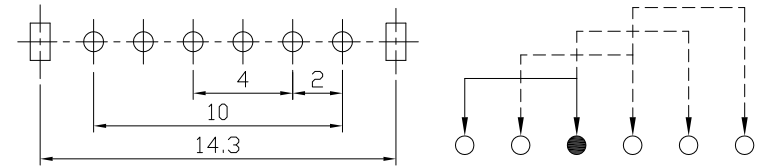
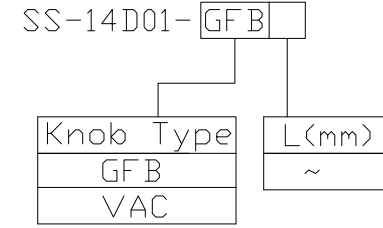
RoHS Compliant  
2002/95/EC

REV.	ECN.	NO.	APPD.

DIMENSIONS

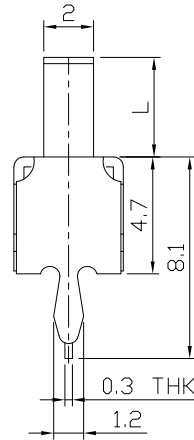
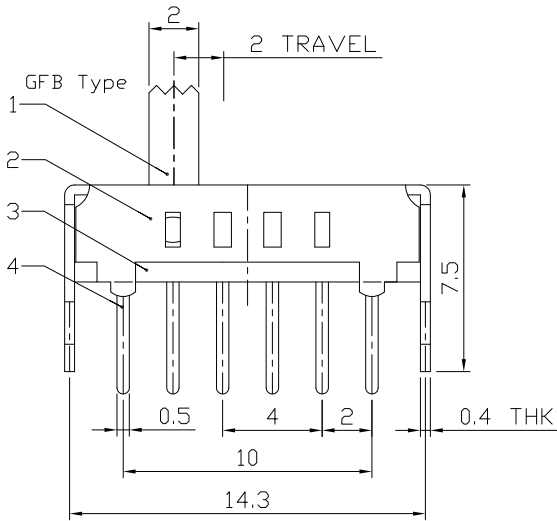


MODEL CODE



P.C.B LAYOUT  
BOTTOM VIEW

CIRCUIT DIAGRAM



ELECTRO-MECHANICAL CHARACTERISTICS  
Refer to additional specifications

RATING	0.3A 50V DC
CIRCUIT	1P4T
CONTACT RESISTANCE	100mΩ MAX.
TIMING	SHORTING
TRAVEL	2mm
OPERATING FORCE	250±100gf
OPERATING LIFE(cycles)	10,000

8					WITHIN 1.5mm: ±0.1mm	UNITS mm	雅安科技有限公司 <b>ACCURATE INNOTECH INC.</b> TITLE: SLIDE SWITCH / VERTICAL PART NO.: SS-14D01 DR: <i>Ricky</i> 2015/05/26 DWG NO.: ADL-14D01 CHKD: <i>Ricky</i> 2015/05/26 APPD: SCALE: 4:1 SHEET: 1/1 REV.: A CUSTOMER DRAWING
7					OVER 1.5mm: ±0.2mm	MAT'L	
6	SPRING PLATED	PBS STRIP	1	NATURAL		SEE NOTE	
5	CONTACT CLIP	PBS STRIP	1	Ag PLATED		SEE NOTE	
4	TERMINAL	BRASS STRIP	6	Ag PLATED			
3	BASE	PHENOLIC RESIN	1	NATURAL			
2	FRAME	STEEL STRIP	1	Ni PLATED			
1	KNOB	POM	1	BLACK			
NO.	PARTS	MATERIAL	Q'TY	FINISHING			

THESE DRAWINGS AND SPECIFICATIONS ARE THE PROPERTY OF ACCURATE INNOTECH INC AND SHALL NOT BE REPRODUCED, COPIED OR USED IN ANY MANNER WITHOUT THE PRIOR WRITTEN CONSENT OF ACCURATE INNOTECH INC.

