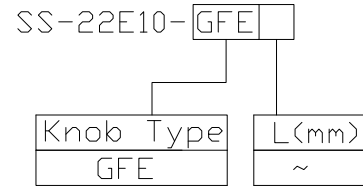




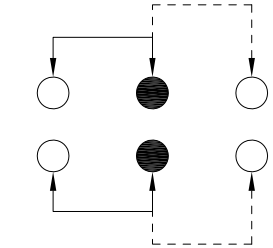
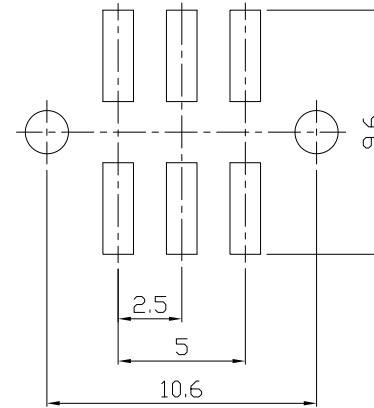
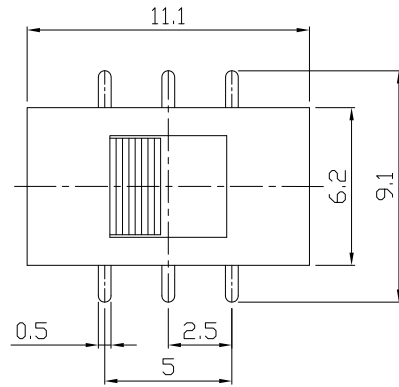
RoHS Compliant  
2002/95/EC

REV.	ECN.	NO.	APPD.

MODEL CODE



DIMENSIONS

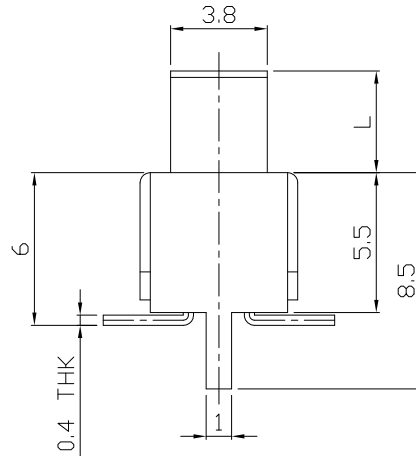
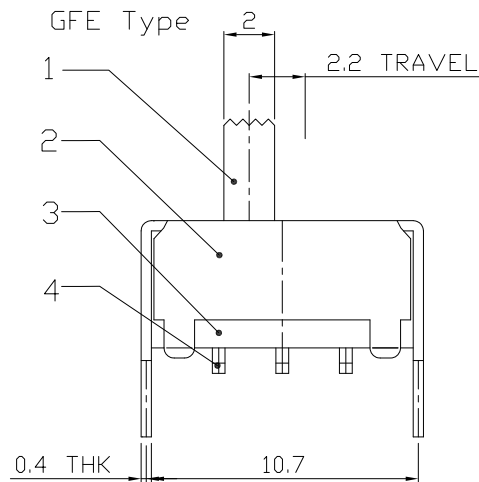


P.C.B LAYOUT  
BOTTOM VIEW

CIRCUIT DIAGRAM

ELECTRO-MECHANICAL CHARACTERISTICS  
Refer to additional specifications

RATING	0.5A 50V DC
CIRCUIT	2P2T
CONTACT RESISTANCE	100mΩ MAX.
TIMING	NON-SHORTING
TRAVEL	2.2mm
OPERATING FORCE	180±80gf
OPERATING LIFE(cycles)	10,000



8					WITHIN 1.5mm: ±0.1mm	UNITS	mm
7					OVER 1.5mm: ±0.2mm	MAT'L	
6	SPRING	STEEL WIRE	2	NATURAL		SEE NOTE	
5	CONTACT	BRASS STRIP	2	Ag PLATED			
4	TERMINAL	BRASS STRIP	6	Ag PLATED			
3	BASE	PHENOLIC RESIN	1	NATURAL		FINISH	
2	FRAME	STEEL STRIP	1	Ni PLATED		SEE NOTE	
1	KNOB	POM	1	BLACK		Q'TY	
NO.	PARTS	MATERIAL	Q'TY	FINISHING			

THESE DRAWINGS AND SPECIFICATIONS ARE THE PROPERTY OF ACCURATE INNOTECH INC AND SHALL NOT BE REPRODUCED, COPIED OR USED IN ANY MANNER WITHOUT THE PRIOR WRITTEN CONSENT OF ACCURATE INNOTECH INC.

雅安科技有限公司  
ACCURATE INNOTECH INC.

TITLE: SLIDE SWITCH / VERTICAL PART NO.: SS-22E10

DR: Ricky 2015/09/01 DWG NO.: ADL-22E10

CHKD: Ricky 2015/09/01

APPD:

SCALE	SHEET	REV.	CUSTOMER DRAWING
3:1	1/1	A	