



RoHS
Compliant
2002/95/EC

MODEL CODE

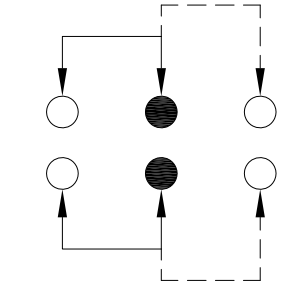
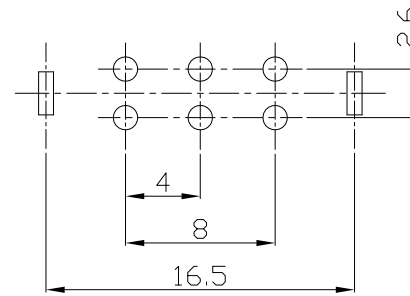
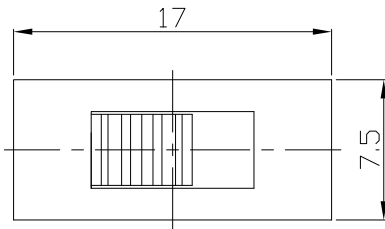
SS-22F06-GDB

Knob Type
GDB

L(mm)
~

REV.	ECN.	NO.	APPD.

DIMENSIONS

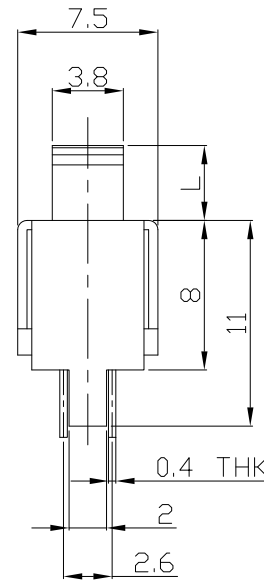
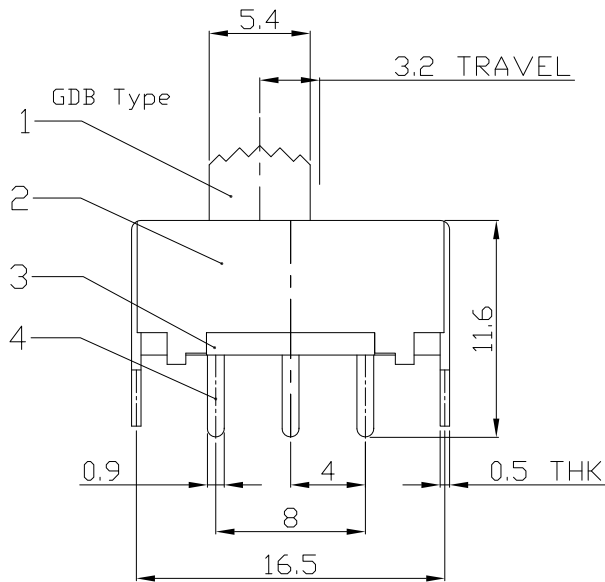


P.C.B LAYOUT
BOTTOM VIEW

CIRCUIT DIAGRAM

ELECTRO-MECHANICAL CHARACTERISTICS
Refer to additional specifications

RATING	0.5A 50V DC
CIRCUIT	2P2T
CONTACT RESISTANCE	100mΩ MAX.
TIMING	NO SHORTING
TRAVEL	3.2mm
OPERATING FORCE	180±80gf
OPERATING LIFE(cycles)	10,000



8					WITHIN 1.5mm: ±0.1mm	UNITS	mm	雅安科技有限公司 ACCURATE INNOTECH INC.
7					OVER 1.5mm: ±0.2mm	MAT'L		
6	SPRING	STEEL WIRE	2	NATURAL		SEE NOTE		TITLE: SLIDE SWITCH / VERTICAL
5	CONTACT	BRASS STRIP	2	Ag PLATED				PART NO.:
4	TERMINAL	BRASS STRIP	6	Ag PLATED				SS-22F06
3	BASE	PHENOLIC RESIN	1	NATURAL		FINISH		DR: <i>Ricky</i> 2015/05/26
2	FRAME	STEEL STRIP	1	Ni PLATED		SEE NOTE		DWG NO.:
1	KNOB	POM	1	BLACK		Q'TY		ADL-22F06
NO.	PARTS	MATERIAL	Q'TY	FINISHING				SCALE
								2:1
								SHEET
								1/1
								REV.
								A
								CUSTOMER
								DRAWING

THESE DRAWINGS AND SPECIFICATIONS ARE THE PROPERTY OF ACCURATE INNOTECH INC AND SHALL NOT BE REPRODUCED, COPIED OR USED IN ANY MANNER WITHOUT THE PRIOR WRITTEN CONSENT OF ACCURATE INNOTECH INC.

