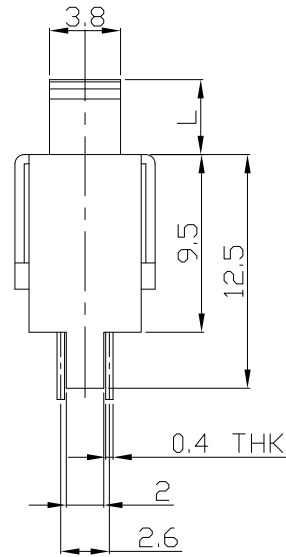
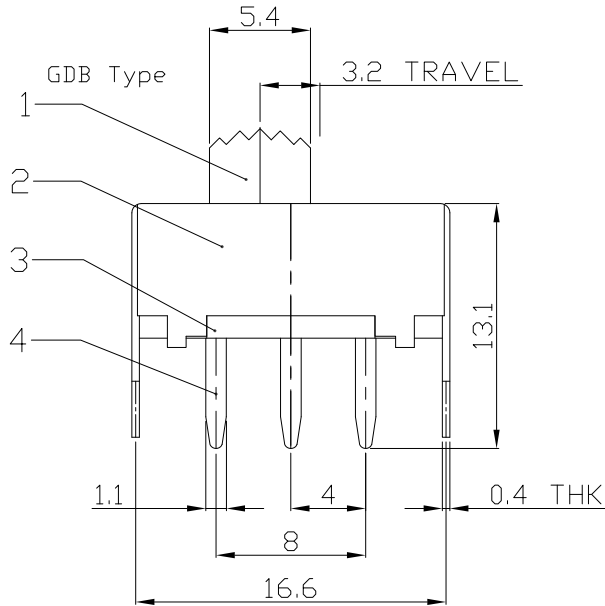
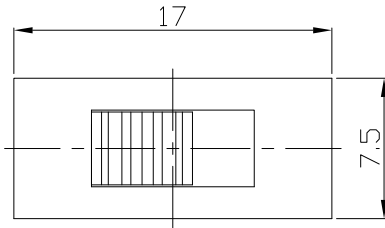




RoHS  
Compliant  
2002/95/EC

REV.	ECN.	NO.	APPD.

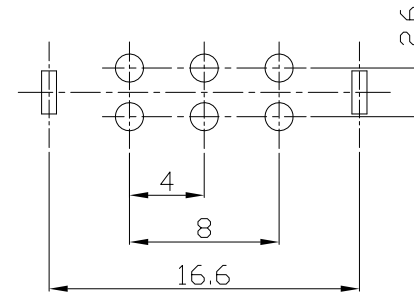
DIMENSIONS



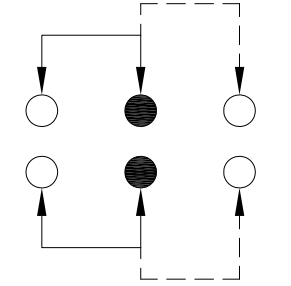
MODEL CODE

SS-22F10-GDB

Knob Type	L(mm)
GDB	~



P.C.B LAYOUT  
BOTTOM VIEW



CIRCUIT DIAGRAM

ELECTRO-MECHANICAL CHARACTERISTICS  
Refer to additional specifications

RATING	0.5A 50V DC
CIRCUIT	2P2T
CONTACT RESISTANCE	100mΩ MAX.
TIMING	NON-SHORTING
TRAVEL	3.2mm
OPERATING FORCE	180±80gf
OPERATING LIFE(cycles)	10,000

NO.	PARTS	MATERIAL	Q'TY	FINISHING
8				
7				
6	SPRING	STEEL WIRE	2	NATURAL
5	CONTACT	BRASS STRIP	2	Ag PLATED
4	TERMINAL	BRASS STRIP	6	Ag PLATED
3	BASE	PHENOLIC RESIN	1	NATURAL
2	FRAME	STEEL STRIP	1	Ni PLATED
1	KNOB	POM	1	BLACK

WITHIN 1.5mm: ±0.1mm  
OVER 1.5mm: ±0.2mm

UNITS mm

MAT'L  
SEE NOTE

FINISH  
SEE NOTE

Q'TY

THESE DRAWINGS AND SPECIFICATIONS ARE THE PROPERTY OF ACCURATE INNOTECH INC AND SHALL NOT BE REPRODUCED, COPIED OR USED IN ANY MANNER WITHOUT THE PRIOR WRITTEN CONSENT OF ACCURATE INNOTECH INC.

雅安科技有限公司  
ACCURATE INNOTECH INC.

TITLE: SLIDE SWITCH / VERTICAL  
PART NO.: SS-22F10

DR: Ricky 2015/05/27  
DWG NO.: ADL-22F10

CHKD: Ricky 2015/05/27

APPD:

SCALE	SHEET	REV.	CUSTOMER DRAWING
2:1	1/1	A	