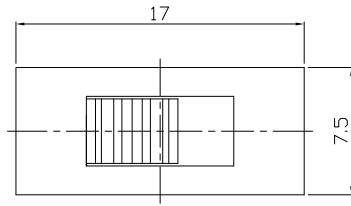




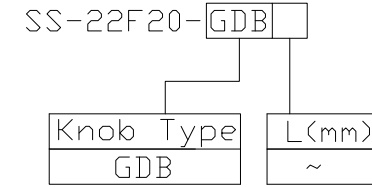
RoHS Compliant
2002/95/EC

REV.	ECN.	NO.	APPD.

DIMENSIONS



MODEL CODE



A

A

B

B

C

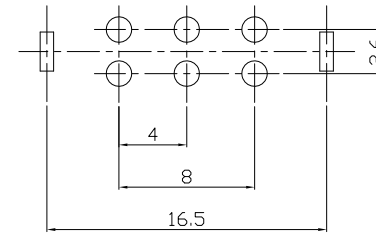
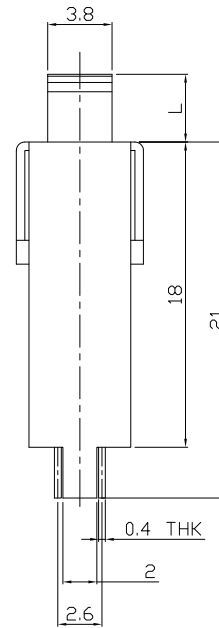
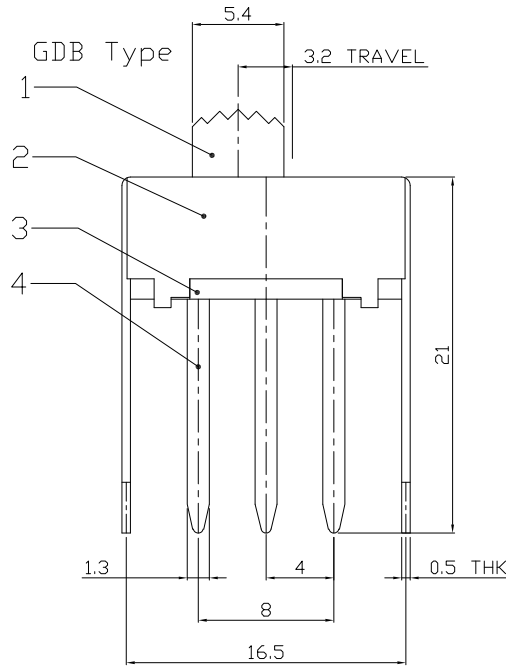
C

D

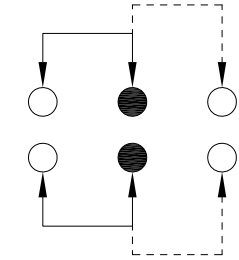
D

E

E



P.C.B LAYOUT
BOTTOM VIEW



CIRCUIT DIAGRAM

ELECTRO-MECHANICAL CHARACTERISTICS
Refer to additional specifications

RATING	0.5A 50V AC
CIRCUIT	2P2T
CONTACT RESISTANCE	100mΩ MAX.
TIMING	NON-SHORTING
TRAVEL	3.2mm
OPERATING FORCE	180±80gf
OPERATING LIFE(cycles)	10,000

8							
7							
6	SPRING	STEEL WIRE	2	NATURAL			
5	CONTACT	BRASS	2	Ag PLATED			
4	TERMINAL	BRASS STRIP	6	Ag PLATED			
3	BASE	PHENOLIC RESIN	1	NATURAL			
2	FRAME	STEEL STRIP	1	Ni PLATED			
1	KNOB	POM	1	BLACK			
NO.	PARTS	MATERIAL	Q'TY	FINISHING			

WITHIN 1.5mm: ±0.1mm
OVER 1.5mm: ±0.2mm

UNITS mm

MAT'L SEE NOTE

FINISH SEE NOTE

Q'TY

THESE DRAWINGS AND SPECIFICATIONS ARE THE PROPERTY OF ACCURATE INNOTECH INC AND SHALL NOT BE REPRODUCED, COPIED OR USED IN ANY MANNER WITHOUT THE PRIOR WRITTEN CONSENT OF ACCURATE INNOTECH INC.

雅安科技有限公司
ACCURATE INNOTECH INC.

TITLE: SLIDE SWITCH / VERTICAL
PART NO.: SS-22F20

DR: Ricky 2015/09/02
DWG NO.: ADL-22F20

CHKD: Ricky 2015/09/02

APPD:

SCALE	SHEET	REV.	CUSTOMER DRAWING
2:1	1/1	A	