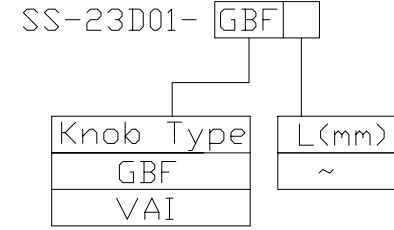




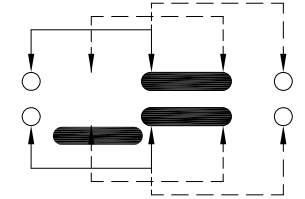
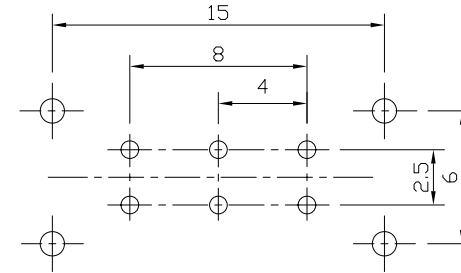
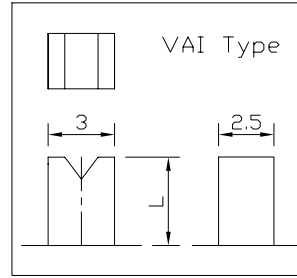
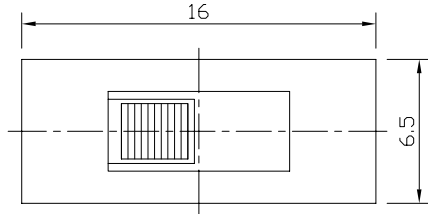
RoHS Compliant
2002/95/EC

REV.	ECN.	NO.	APPD.

MODEL CODE

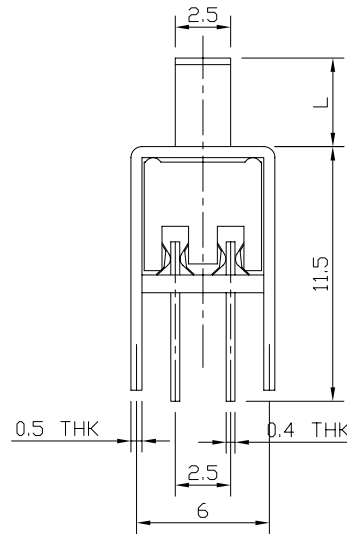
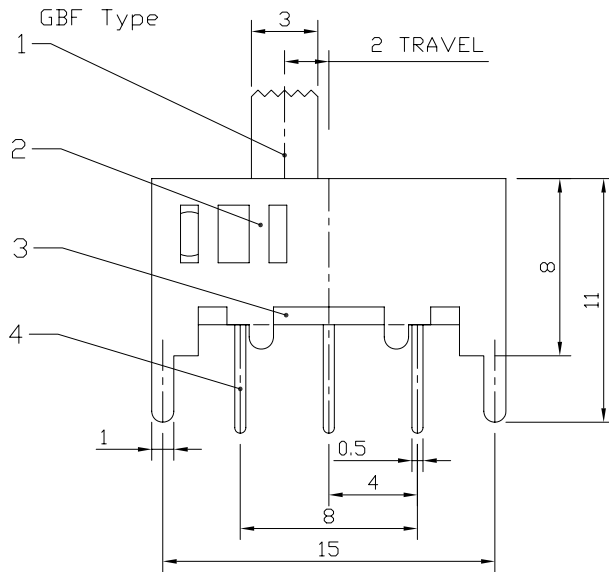


DIMENSIONS



P.C.B LAYOUT
BOTTOM VIEW

CIRCUIT DIAGRAM



ELECTRO-MECHANICAL CHARACTERISTICS

Refer to additional specifications

RATING	0.3A 50V DC
CIRCUIT	2P3T
CONTACT RESISTANCE	100mΩ MAX.
TIMING	NON-SHORTING
TRAVEL	2mm
OPERATING FORCE	300±100gf
OPERATING LIFE(cycles)	10,000

8					
7	STEEL BALL	STEEL	1	NATURAL	WITHIN 1.5mm: ±0.1mm
6	SPRING	STEEL WIRE	1	NATURAL	OVER 1.5mm: ±0.2mm
5	CONTACT CLIP	PBS STRIP	2	Ag PLATED	
4	TERMINAL	BRASS STRIP	6	Ag PLATED	
3	BASE	PHENOLIC RESIN	1	NATURAL	
2	FRAME	STEEL STRIP	1	Ni PLATED	
1	KNOB	POM	1	BLACK	
NO.	PARTS	MATERIAL	Q'TY	FINISHING	

THESE DRAWINGS AND SPECIFICATIONS ARE THE PROPERTY OF ACCURATE INNOTECH INC AND SHALL NOT BE REPRODUCED, COPIED OR USED IN ANY MANNER WITHOUT THE PRIOR WRITTEN CONSENT OF ACCURATE INNOTECH INC.

UNITS	mm	雅安科技有限公司 ACCURATE INNOTECH INC.			
MAT'L	SEE NOTE				
FINISH	SEE NOTE	TITLE:	PART NO.:		
Q'TY	SEE NOTE	SLIDE SWITCH / VERTICAL	SS-23D01		
		DR: Ricky 2015/05/28	DWG NO.:		
		CHKD: Ricky 2015/05/28	ADL-23D01		
		APPD:	SCALE	SHEET	REV.
			3:1	1/1	A
			CUSTOMER DRAWING		