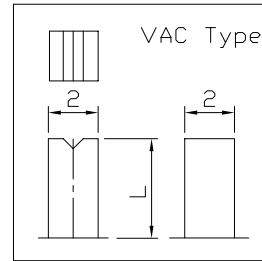
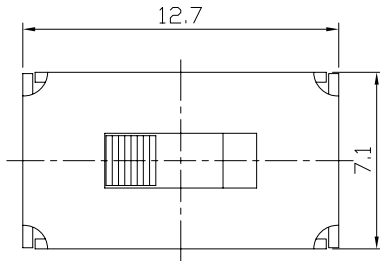




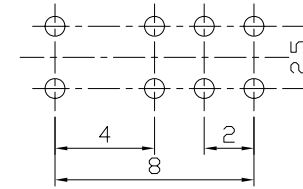
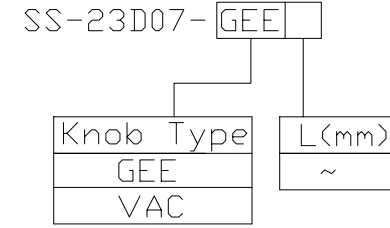
RoHS  
Compliant  
2002/95/EC

REV.	ECN.	NO.	APPD.

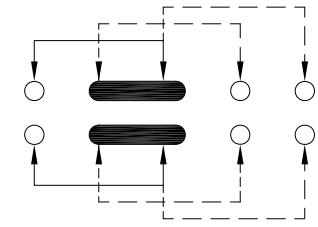
### DIMENSIONS



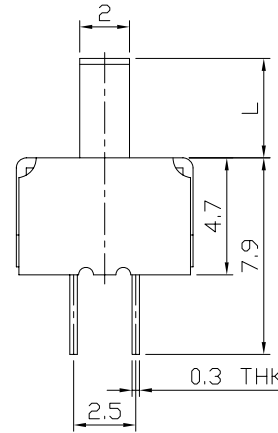
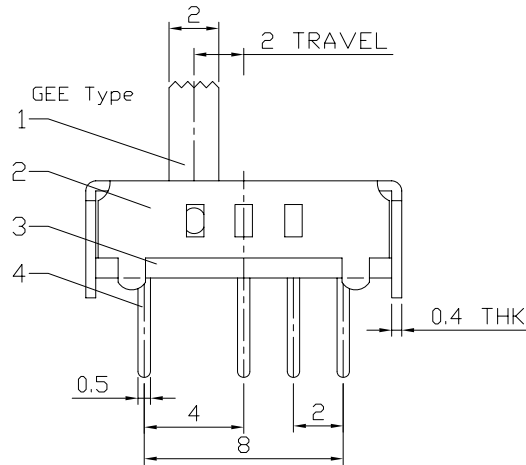
### MODEL CODE



P.C.B LAYOUT  
BOTTOM VIEW



CIRCUIT DIAGRAM



### ELECTRO-MECHANICAL CHARACTERISTICS

Refer to additional specifications

RATING	0.3A 50V DC
CIRCUIT	2P3T
CONTACT RESISTANCE	100mΩ MAX.
TIMING	SHORTING
TRAVEL	2mm
OPERATING FORCE	250±100gf
OPERATING LIFE(cycles)	10,000

8							
7							
6	SPRING PLATED	SUS	1	NATURAL			
5	CONTACT CLIP	PBS STRIP	2	Ag PLATED			
4	TERMINAL	BRASS STRIP	8	Ag PLATED			
3	BASE	PHENOLIC RESIN	1	NATURAL			
2	FRAME	STEEL STRIP	1	Ni PLATED			
1	KNOB	POM	1	BLACK			
NO.	PARTS	MATERIAL	Q'TY	FINISHING			

WITHIN 1.5mm: ±0.1mm  
OVER 1.5mm: ±0.2mm

UNITS mm

MAT'L SEE NOTE

FINISH SEE NOTE

Q'TY

THESE DRAWINGS AND SPECIFICATIONS ARE THE PROPERTY OF ACCURATE INNOTECH INC AND SHALL NOT BE REPRODUCED, COPIED OR USED IN ANY MANNER WITHOUT THE PRIOR WRITTEN CONSENT OF ACCURATE INNOTECH INC.

雅安科技有限公司  
ACCURATE INNOTECH INC.

TITLE: SLIDE SWITCH / VERTICAL

PART NO.: SS-23D07

DR: Ricky 2015/05/28

DWG NO.: ADL-23D07

CHKD: Ricky 2015/05/28

APPD:

SCALE	SHEET	REV.	CUSTOMER
7:2	1/1	A	DRAWING