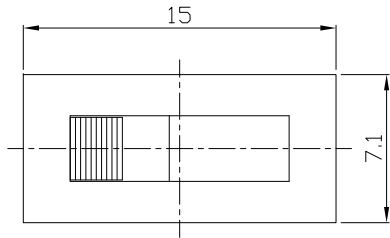




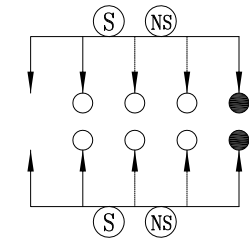
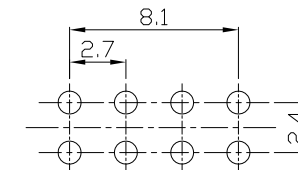
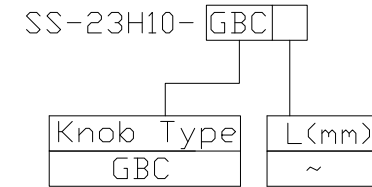
RoHS
Compliant
2002/95/EC

REV.	ECN.	NO.	APPD.

DIMENSIONS

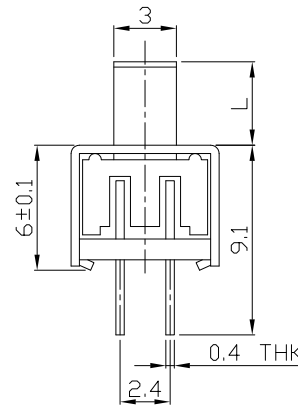
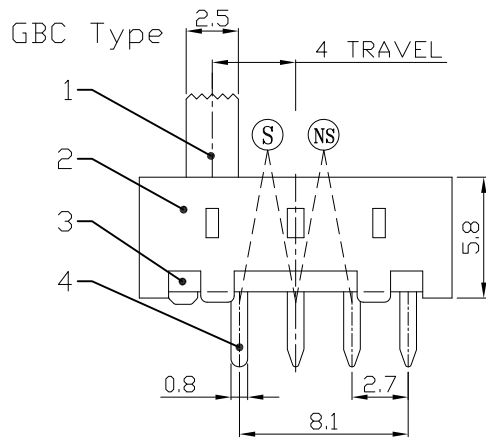


MODEL CODE



P.C.B LAYOUT
BOTTOM VIEW

CIRCUIT DIAGRAM



ELECTRO-MECHANICAL CHARACTERISTICS
Refer to additional specifications

RATING	0.5A 50V DC
CIRCUIT	2P3T
CONTACT RESISTANCE	100mΩ MAX.
TIMING	
TRAVEL	4mm
OPERATING FORCE	250±100gf
OPERATING LIFE(cycles)	10,000

NO.	PARTS	MATERIAL	Q'TY	FINISHING
8				
7				
6	SPRING PLATE	PBS STRIP	2	NATURAL
5	CONTACT CLIP	PBS STRIP	2	Ag PLATED
4	TERMINAL	BRASS STRIP	8	Ag PLATED
3	BASE	PHENOLIC RESIN	1	NATURAL
2	FRAME	STEEL STRIP	1	Ni PLATED
1	KNOB	POM	1	BLACK
NO.	PARTS	MATERIAL	Q'TY	FINISHING

WITHIN 1.5mm: ±0.1mm
OVER 1.5mm: ±0.2mm

THESE DRAWINGS AND SPECIFICATIONS ARE THE PROPERTY OF ACCURATE INNOTECH INC AND SHALL NOT BE REPRODUCED, COPIED OR USED IN ANY MANNER WITHOUT THE PRIOR WRITTEN CONSENT OF ACCURATE INNOTECH INC.

UNITS	mm	雅安科技有限公司 ACCURATE INNOTECH INC.			
MAT'L	SEE NOTE				
FINISH	SEE NOTE	TITLE:	PART NO.:		
Q'TY	SEE NOTE	SLIDE SWITCH / VERTICAL	SS-23H10		
		DR: <i>Ricky</i> 2015/10/08	DWG NO.:		
		CHKD: <i>Ricky</i> 2015/10/08	ADL-23H10		
		APPD:	SCALE	SHEET	REV.
			3:1	1/1	A
			CUSTOMER DRAWING		