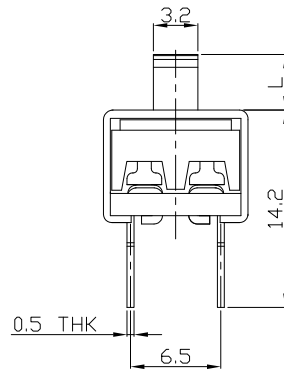
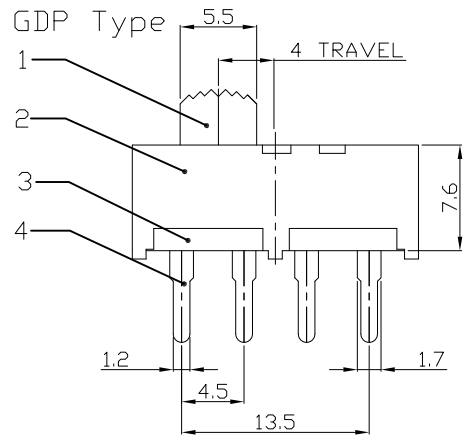
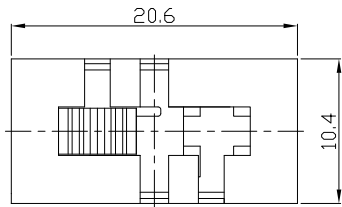




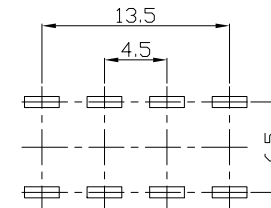
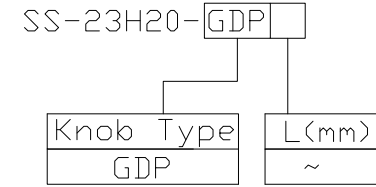
RoHS
Compliant
2002/95/EC

REV.	ECN.	NO.	APPD.

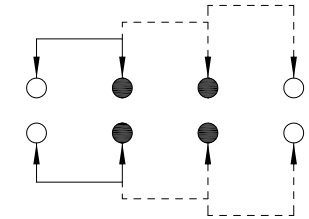
DIMENSIONS



MODEL CODE



P.C.B LAYOUT
BOTTOM VIEW



CIRCUIT DIAGRAM

ELECTRO-MECHANICAL CHARACTERISTICS
Refer to additional specifications

RATING	0.5A 125V AC
CIRCUIT	2P3T
CONTACT RESISTANCE	100mΩ MAX.
TIMING	NON-SHORTING
TRAVEL	4mm
OPERATING FORCE	350±100gf
OPERATING LIFE(cycles)	10,000

8				
7				
6	SPRING PLATE	PBS STRIP	3	NATURAL
5	CONTACT	COPPER STRIP	2	Ag PLATED
4	TERMINAL	COPPER STRIP	8	Ag PLATED
3	BASE	PHENOLIC RESIN	1	BLACK
2	FRAME	STEEL STRIP	1	Ni PLATED
1	KNOB	POM	1	BLACK
NO.	PARTS	MATERIAL	Q'TY	FINISHING

WITHIN 1.5mm: ±0.1mm
OVER 1.5mm: ±0.2mm

THESE DRAWINGS AND SPECIFICATIONS ARE THE PROPERTY OF ACCURATE INNOTECH INC AND SHALL NOT BE REPRODUCED, COPIED OR USED IN ANY MANNER WITHOUT THE PRIOR WRITTEN CONSENT OF ACCURATE INNOTECH INC.

UNITS	mm
MAT'L	SEE NOTE
FINISH	SEE NOTE
Q'TY	

雅安科技有限公司 ACCURATE INNOTECH INC.			
TITLE: SLIDE SWITCH / VERTICAL		PART NO.: SS-23H20	
DR: <i>Ricky</i> 2015/10/08		DWG NO.: ADL-23H20	
CHKD: <i>Ricky</i> 2015/10/08		SCALE	SHEET
APPD:		2:1	1/1
		REV.	CUSTOMER DRAWING
		A	