



RoHS Compliant
2002/95/EC

REV.	ECN. NO.	APPD.

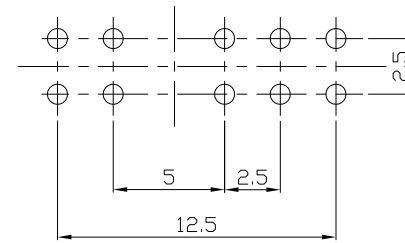
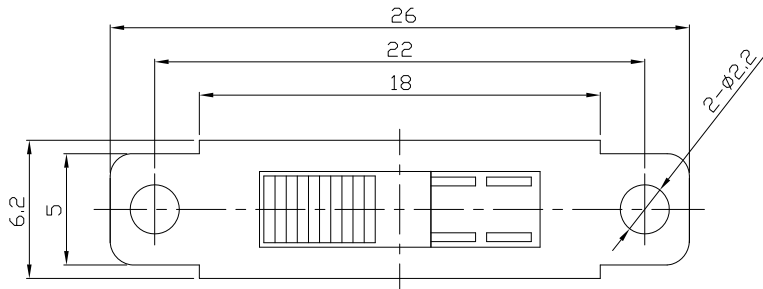
MODEL CODE

SS-24E04-GEA

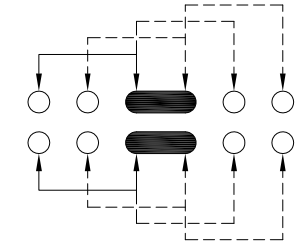
Knob Type
GEA

L(mm)
~

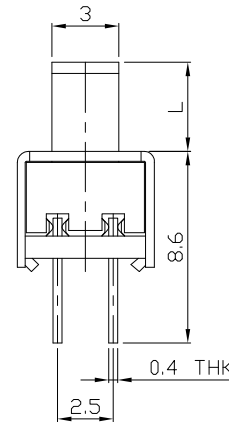
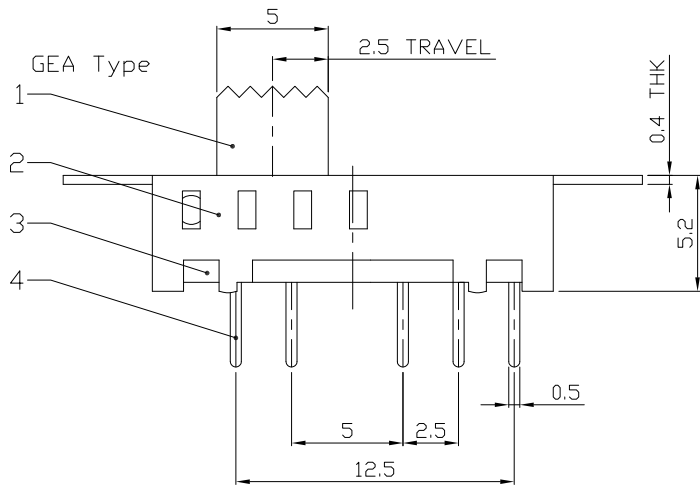
DIMENSIONS



P.C.B LAYOUT
BOTTOM VIEW



CIRCUIT DIAGRAM



ELECTRO-MECHANICAL CHARACTERISTICS
Refer to additional specifications

RATING	0.3A 50V DC
CIRCUIT	2P4T
CONTACT RESISTANCE	100mΩ MAX.
TIMING	SHORTING
TRAVEL	2.5mm
OPERATING FORCE	250±100gf
OPERATING LIFE(cycles)	10,000

NO.	PARTS	MATERIAL	Q'TY	FINISHING
8				
7	STEEL BALL	STEEL	2	NATURAL
6	SPRING	STEEL WIRE	1	NATURAL
5	CONTACT CLIP	PBS STRIP	2	Ag PLATED
4	TERMINAL	BRASS STRIP	10	Ag PLATED
3	BASE	PHENOLIC RESIN	1	NATURAL
2	FRAME	STEEL STRIP	1	Ni PLATED
1	KNOB	POM	1	BLACK

WITHIN 1.5mm: ±0.1mm	UNITS mm
OVER 1.5mm: ±0.2mm	MAT'L
	SEE NOTE
	FINISH
	SEE NOTE
THESE DRAWINGS AND SPECIFICATIONS ARE THE PROPERTY OF ACCURATE INNOTECH INC AND SHALL NOT BE REPRODUCED, COPIED OR USED IN ANY MANNER WITHOUT THE PRIOR WRITTEN CONSENT OF ACCURATE INNOTECH INC.	Q'TY

雅安科技有限公司 ACCURATE INNOTECH INC.			
TITLE: SLIDE SWITCH / VERTICAL		PART NO.: SS-24E04	
DR: Ricky 2015/05/29		DWG NO.: ADL-24E04	
CHKD: Ricky 2015/05/29		SCALE	SHEET
APPD:		3:1	1/1
		REV.	CUSTOMER DRAWING
		A	