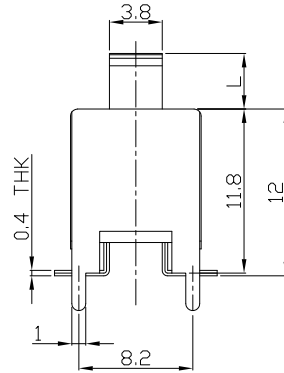
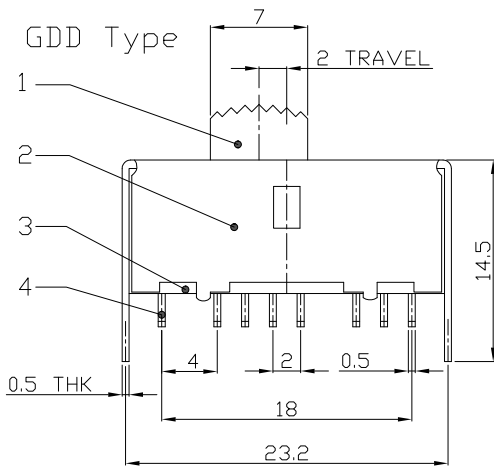
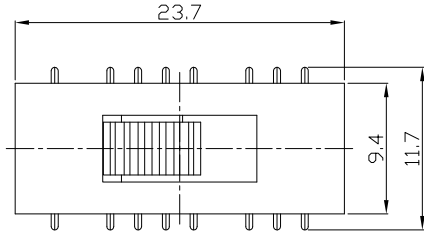




RoHS
Compliant
2002/95/EC

REV.	ECN.	NO.	APPD.

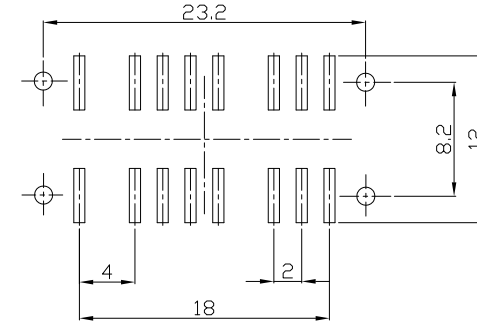
DIMENSIONS



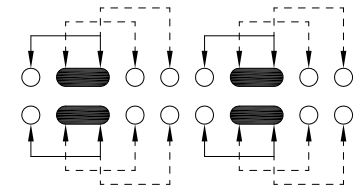
MODEL CODE

SS-43D13-GDD

Knob Type	L(mm)
GDD	~



P.C.B LAYOUT
BOTTOM VIEW



CIRCUIT DIAGRAM

ELECTRO-MECHANICAL CHARACTERISTICS
Refer to additional specifications

RATING	0.3A 50V DC
CIRCUIT	4P3T
CONTACT RESISTANCE	100mΩ MAX.
TIMING	SHORTING
TRAVEL	2mm
OPERATING FORCE	300±100gf
OPERATING LIFE(cycles)	10,000

8				
7	STEEL BALL	STEEL	2	NATURAL
6	SPRING	STEEL WIRE	1	NATURAL
5	CONTACT CLIP	PBS STRIP	4	Ag PLATED
4	TERMINAL	BRASS STRIP	16	Ag PLATED
3	BASE	PHENOLIC RESIN	1	NATURAL
2	FRAME	STEEL STRIP	1	Ni PLATED
1	KNOB	POM	1	BLACK
NO.	PARTS	MATERIAL	Q'TY	FINISHING

WITHIN 1.5mm: ±0.1mm
OVER 1.5mm: ±0.2mm

UNITS mm

MAT'L SEE NOTE

FINISH SEE NOTE

Q'TY

THESE DRAWINGS AND SPECIFICATIONS ARE THE PROPERTY OF ACCURATE INNOTECH INC AND SHALL NOT BE REPRODUCED, COPIED OR USED IN ANY MANNER WITHOUT THE PRIOR WRITTEN CONSENT OF ACCURATE INNOTECH INC.

雅安科技有限公司
ACCURATE INNOTECH INC.

TITLE: SLIDE SWITCH / VERTICAL

PART NO.: SS-43D13

DR: Ricky 2015/10/21

DWG NO.: ADL-43D13

CHKD: Ricky 2015/10/21

APPD:

SCALE	SHEET	REV.	CUSTOMER DRAWING
2:1	1/1	A	