

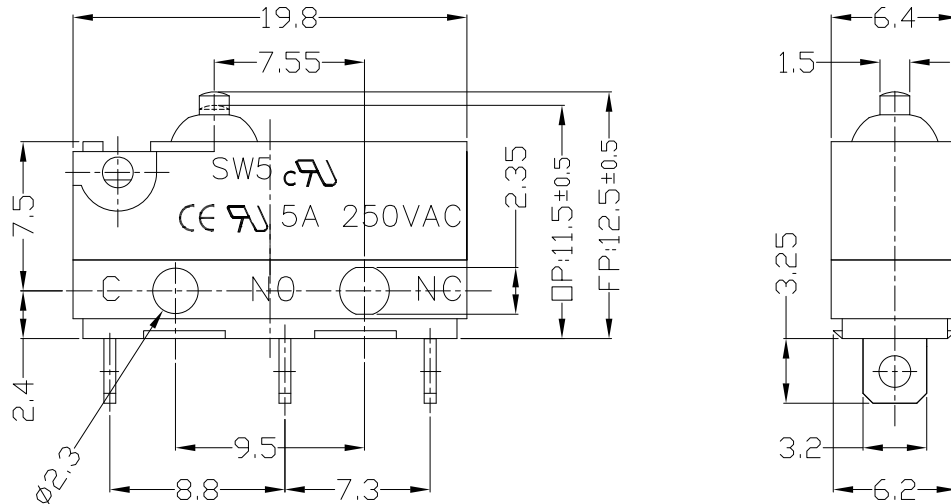


RoHS
Compliant
2002/95/EC



REV.	ECN.	NO.	APPD.

DIMENSIONS



1.Functional spec

1.1 Rated Voltage	250VAC		
1.2 Rated Current	5A		
1.3 Contact Resistance	≤100mΩ(Initial value)		
1.4 Operating Force	115±30gf	175±45gf	250±50gf
1.5 Free Position	12.5±0.5mm		
1.6 Operating Position	11.5±0.5mm		

2.Reliable Rating

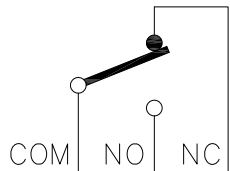
2.1 Mechanical Life	1,000,000 CYCLES
2.2 Electrical Life	10,000 CYCLES
2.3 Insulation Resistance	≥100MΩ DC500V
2.4 Withstand Voltage	AC1000V 1 minute
2.5 Soldering Technic	Hand Soldering
2.6 Operating Temper	-25°C ~ +80°C
2.7 Ambient Humidity Used	<85%RH

MODEL CODE

SW 5 - 00 X - XX - C5 - M

1 2 3 4 5 6 7

- 1.Series : SW
- 2.Current Rating: 5=5A 250VAC
- 3.Actuator: 00=Non-lever 01-99=Lever
- 4.Termination: N (2=SPST-NO)
- 5.Operating Force: see chart
- 6.Contact type: C5=5Amps Contact
- 7.Body type: M=6.4mm(the terminal can be solder waterproof wires)



CIRCUIT DIAGRAM

Tolerance:±0.2	UNITS mm	雅安科技有限公司 ACCURATE INNOTECH INC.			
	MAT'L	TITLE:		PART NO.:	
	SEE NOTE	MICRO SWITCH Waterproof SW5 SERIES		SW5-00N-XX-C5-M	
	FINISH	DR: <i>Ricky</i> 2017/3/9		DWG NO.:	
	SEE NOTE	CHKD: <i>Ricky</i> 2017/3/9		ATD-00N-XX-C5-M	
THESE DRAWINGS AND SPECIFICATIONS ARE THE PROPERTY OF ACCURATE INNOTECH INC AND SHALL NOT BE REPRODUCED, COPIED OR USED IN ANY MANNER WITHOUT THE PRIOR WRITTEN CONSENT OF ACCURATE INNOTECH INC.	Q'TY	APPD:		SCALE	SHEET
				1:1	1/2
				REV.	CUSTOMER DRAWING
				A	

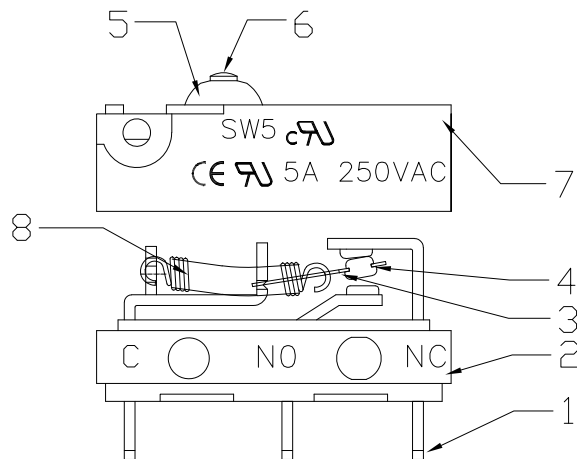


RoHS
Compliant
2002/95/EC



REV.	ECN.	NO.	APPD.

Structure chart



3. Protection class	Test conditions and technical requirement	Conclusion to determine
3.1 protection against ingress of dust ≤0.1mm (IP5X)	The switches are placed in a position of normal use inside the test chamber. The test is carried out according to the second enclosure of IEC60529-1989. The test shall be continued for a period of 8h. After testing, the switches are taken out of the chamber and left at 25±10t conditions. Load Rating: 5A 250VAC, test the temperature rise of the switches.	After test: 1. Operating is normal; 2. The temperature rise shall not exceed 50K; 3. Between terminals, terminal and surface of the crust, dielectric withstand in voltage ≥1000V
3.2 protection against ingress of water (IPX1)	The switches are placed in an oven which the temperature is 70±2t for 240 hours. Then the switches are taken out of the oven immediately and left at 25±10t conditions for 16 hours. After that, testing protection against ingress of water. During the testing, the temperature between the water and the samples shall not exceed 5K, and the switches have no electric current.	After test: 1. The body of the switch and the airproof cap have no transmutation, dilapidation, induration; 2. The switch shall withstand the dielectric strength ≥1000V 3. There is no trace of water on insulation which could result in a reduction of creepage distances and clearances below the values specified.
3.3 reference standards and conditions	IEC60529-1989 IEC61058-1:1996 Environment condition: temperature rang 15t-35t	

Material list

NO.	PARTS	MATERIAL	Q'TY	FINISHING	Tolerance: ±0.2	UNITS mm	雅安科技有限公司 ACCURATE INNOTECH INC.					
8	Spring	SUS304	1				SEE NOTE	TITLE: MICRO SWITCH Waterproof SW5 SERIES	PART NO.: SW5-00N-XX-C5-M			
7	Upper Housing	Nylon	1	Black		MAT'L						
6	Button	PBT	1	Black			SEE NOTE	DR: <i>Ricky</i> 2017/3/9	DWG NO.: ATD-00N-XX-C5-M			
5	Cap	RUBBER	1			FINISH						
4	Contact	Silver alloy	3				Q'TY	CHKD: <i>Ricky</i> 2017/3/9	SCALE SHEET REV. CUSTOMER 1:1 2/2 A DRAWING			
3	Change Plate	C5210	1									
2	Base	Nylon	1	Black			THESE DRAWINGS AND SPECIFICATIONS ARE THE PROPERTY OF ACCURATE INNOTECH INC AND SHALL NOT BE REPRODUCED, COPIED OR USED IN ANY MANNER WITHOUT THE PRIOR WRITTEN CONSENT OF ACCURATE INNOTECH INC.					
1	Terminal	C2680	3									
							APPD:					