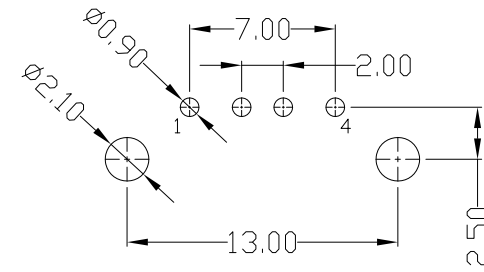
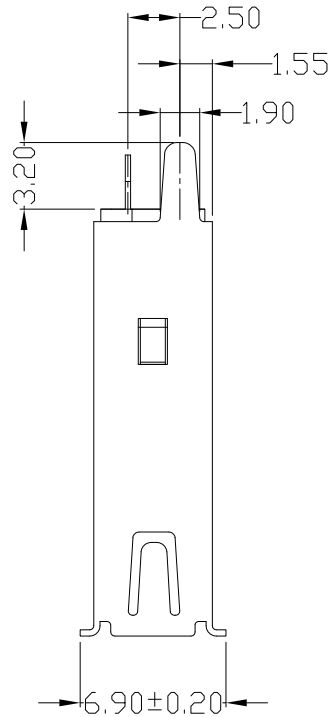
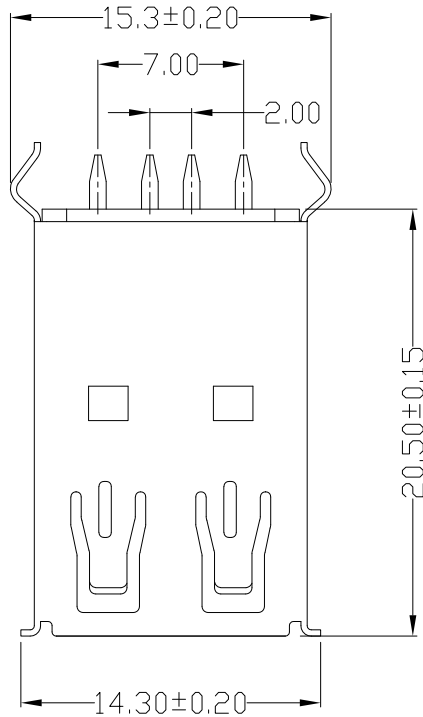
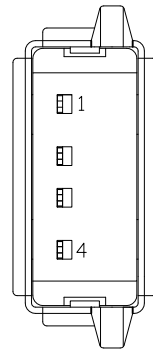




RoHS  
Compliant  
2002/95/EC

REV	LTR	DESCRIPTION	DATE	REVISER	APPD



RECOMMENDED PCB LAYOUT

NOTES:

- ELECTRICAL:
  - VOLTAGE CURRENT RATING: 2AMP,30V AC;
  - INSULATION RESISTANCE: 1000MΩ MIN;
  - CONTACT RESISTANCE: 30mΩ MAX;
  - WITHSTANDING VOLTAGE: 500V AC;
  - OPERATING TEMPERATURE: -55°C TO +85°C.
- Mechanical:
  - Mating Force: 35N MAX
  - Unmating Force: 10N MIN.
- NOTE:1.DIMENSIONS MARKED "▼"  
TO BE CHECKED BY Q.C & IPQC.

4.PART NO.

- USAF-041N-1\*PZ210-S
- 1: Au 1U'
  - 6: Au 30U'
  - W: WHITE
  - B: BLACK
  - 1: PBT
  - 2: PA6T
  - 3: PA9T
  - 4: LCP

Bill of materials:

NO	PARTS	MATERIAL	QTY	FINISHING	X. ±0.35	X.' ±2'	UNITS	雅安科技有限公司 ACCURATE INNOTECH INC.					
					.X ±0.3	.X' ±1'	mm						
3	HOUSING	PBT+30%GF	1		.XX ±0.25	.XX'	MAT'L	TITLE:	USB AF DIP 180度 全包 卷边弯脚有后塞 20.5				
2	SHELL	SPCC	1	PLATED NICKEL	.XXX ±0.15	.XXX'	SEE NOTE	DR:	PART NO.: USAF-04XN-1XPZ210-S				
1	TERMINAL	COPPER ALLOY	4	PLATED GOLD/TIN	SEE NOTE			FINISH	CHKD:	DWG NO.: AII-PZ210-S			
					THESE DRAWINGS AND SPECIFICATIONS ARE THE PROPERTY OF ACCURATE INNOTECH INC AND SHALL NOT BE REPRODUCED, COPIED OR USED IN ANY MANNER WITHOUT THE PRIOR WRITTEN CONSENT OF ACCURATE INNOTECH INC.			Q'TY	APPD:	SCALE	SHEET	REV.	CUSTOMER
								1:1	1/1	B	DRAWING		