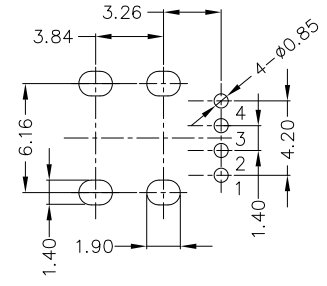
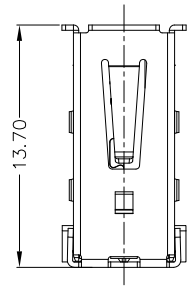
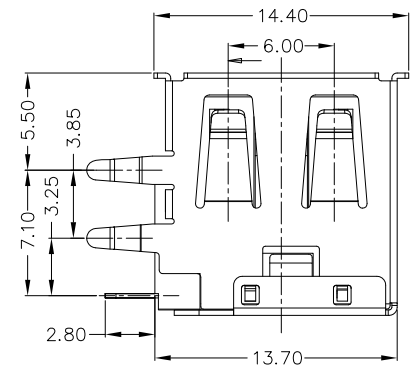
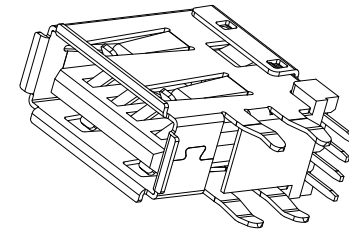
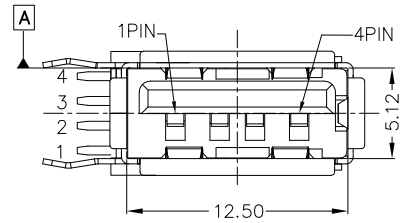


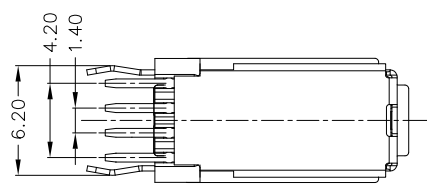


RoHS
Compliant
2002/95/EC

REV.	ECN.	NO.	APPD.



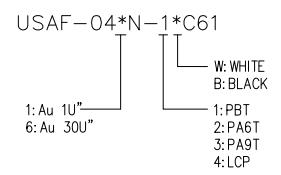
RECOMMENDED PCB LAYOUT



NOTES:

- ELECTRICAL:
 - VOLTAGE CURRENT RATING: 2AMP, 30V AC;
 - INSULATION RESISTANCE: 1000MΩMIN;
 - CONTACT RESISTANCE: 30mΩMAX;
 - WITHSTANDING VOLTAGE: 500V AC;
 - OPERATING TEMPERATURE: -55°C TO +85°C.
- Mechanical:
 - Mating Force: 35N MAX
 - Unmating Force: 10N MIN.
- DIMENSIONS MARKED "▼" TO BE CHECKED BY Q.C & IPQC.

4. PART NO.



Bill of materials:

NO	PARTS	MATERIAL	QTY	FINISHING
3	HOUSING	PBT+30%GF	1	UL94V-0
2	SHELL	COPPER ALLOY	1	PLATED NICKEL
1	TERMINAL	COPPER ALLOY	4	PLATED GOLD/TIN

X. ±0.35	X.' ±2*	UNITS	雅安科技有限公司 ACCURATE INNOTECH INC.			
		mm				
.X ±0.3	.X' ±1*	MAT'L	TITLE:	PART NO.:		
.XX ±0.25	.XX*	SEE NOTE	USB AF侧插短体13.7四只弯脚	USAF-04*N-1*C61		
.XXX ±0.15	.XXX*	FINISH	DR:	DWG NO.:		
		SEE NOTE	gan 2015/1/12	All- C61		
		Q'TY	CHKD:	SCALE SHEET REV. CUSTOMER		
			gan 2015/1/12	1:1	1/1	B DRAWING
			APPD:			

THESE DRAWINGS AND SPECIFICATIONS ARE THE PROPERTY OF ACCURATE INNOTECH INC. AND SHALL NOT BE REPRODUCED, COPIED OR USED IN ANY MANNER WITHOUT THE PRIOR WRITTEN CONSENT OF ACCURATE INNOTECH INC.

