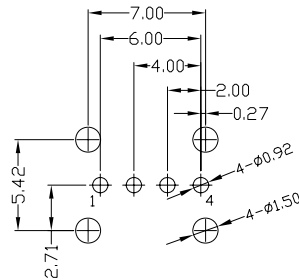
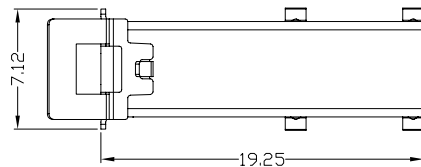


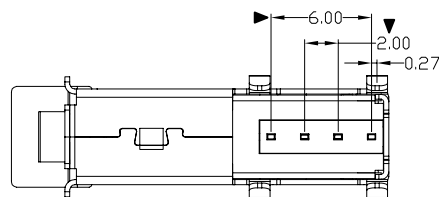
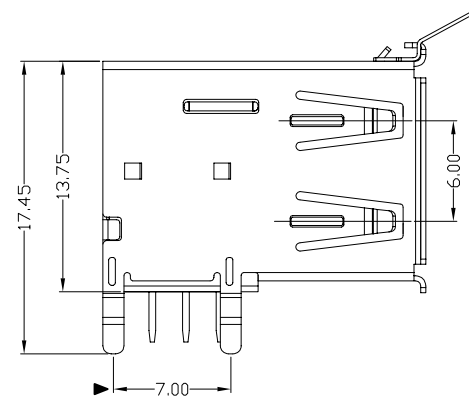
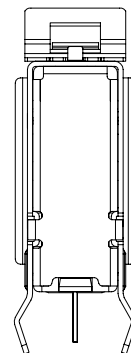
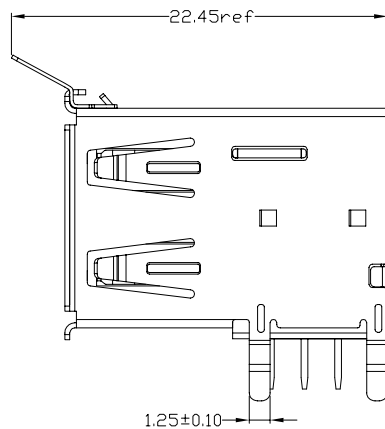
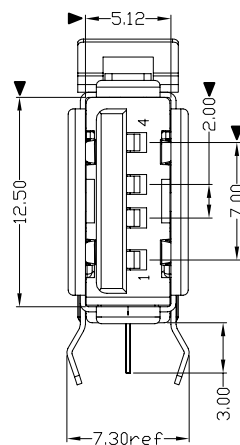


RoHS
Compliant
2002/95/EC

REV.	ECN.	NO.	APPD.



RECOMMENDED PCB LAYOUT



NOTES:

- ELECTRICAL:
 - VOLTAGE CURRENT RATING: 2AMP, 30V AC;
 - INSULATION RESISTANCE: 1000MΩMIN;
 - CONTACT RESISTANCE: 30mΩMAX;
 - WITHSTANDING VOLTAGE: 500V AC;
 - OPERATING TEMPERATURE: -55°C TO +85°C.
- Mechanical:
 - Mating Force: 35N MAX
 - Unmating Force: 10N MIN.
- DIMENSIONS MARKED "▼" TO BE CHECKED BY Q.C & IPQC.

4. PART NO.

USAF-04*N-1*C67

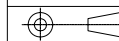
1:Au 1U*
6:Au 30U*

W:WHITE
B:BLACK
1:PBT
2:PA6T
3:PA9T
4:LCP

Bill of materials:

NO	PARTS	MATERIAL	QTY	FINISHING				
5	BACK COVER	SPCC	1	PLATED NICKEL	X. ±0.35	X.* ±2*	UNITS	mm
4	BOTTOM COVER	PBT	1	UL94V-0	.X ±0.3	.X.* ±1*	MAT'L	
3	HOUSING	PBT	1	UL94V-0	.XX ±0.25	.XX*	SEE NOTE	
2	SHELL	COPPER ALLOY	1	PLATED NICKEL	.XXX ±0.15	.XXX*	FINISH	
1	TERMINAL	COPPER ALLOY	4	PLATED GOLD/TIN			SEE NOTE	
							Q'TY	

THESE DRAWINGS AND SPECIFICATIONS ARE THE PROPERTY OF ACCURATE INNOTECH INC. AND SHALL NOT BE REPRODUCED, COPIED OR USED IN ANY MANNER WITHOUT THE PRIOR WRITTEN CONSENT OF ACCURATE INNOTECH INC.



雅安科技有限公司
ACCURATE INNOTECH INC.

TITLE:
USB AF 侧插长体加加强筋
带接地片成品
DR: gan 2012/6/29
CHKD: gan 2012/6/29
APPD:

PART NO.:
USAF-04XN-1*C67
DWG NO.:
AII-C67

SCALE	SHEET	REV.	CUSTOMER DRAWING
1:1	1/1	B	