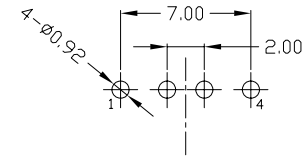
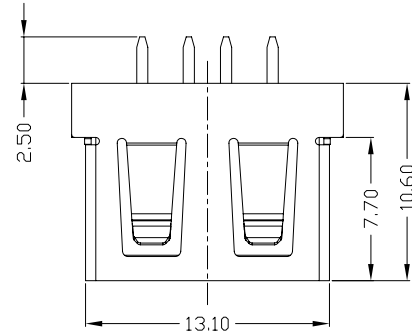


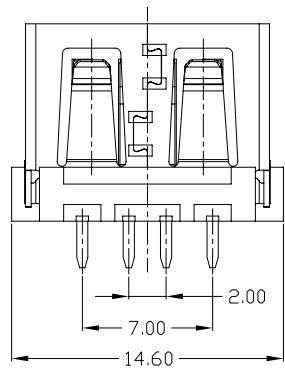
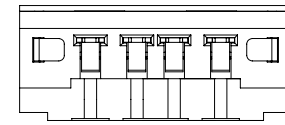
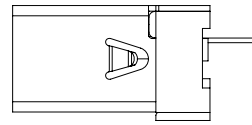
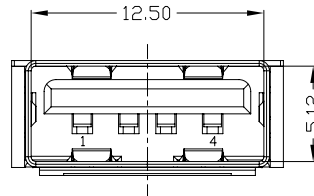
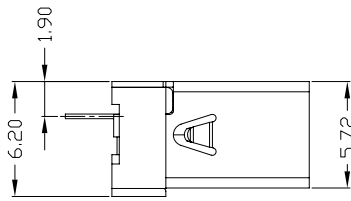


RoHS
Compliant
2002/95/EC

REV.	ECN.	NO.	APPD.



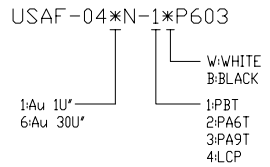
RECOMMENDED PCB LAYOUT



NOTES:

- ELECTRICAL:
 - VOLTAGE CURRENT RATING: 2AMP, 30V AC;
 - INSULATION RESISTANCE: 1000MΩMIN;
 - CONTACT RESISTANCE: 30mΩMAX;
 - WITHSTANDING VOLTAGE: 500V AC;
 - OPERATING TEMPERATURE: -55°C TO +85°C.
- Mechanical:
 - Mating Force: 35N MAX
 - Unmating Force: 10N MIN.
- DIMENSIONS MARKED "▼" TO BE CHECKED BY Q.C & IPQC.

4. PART NO.



Bill of materials:

NO	PARTS	MATERIAL	QTY	FINISHING
3	HOUSING	PBT+30%GF	1	UL94V-0
2	SHELL	COPPER ALLOY/SPCC	1	PLATED NICKEL
1	TERMINAL	COPPER ALLOY	4	PLATED GOLD/TIN

X. ±0.35	X.' ±2'	UNITS mm
.X ±0.3	.X' ±1'	MAT'L
.XX ±0.25	.XX'	SEE NOTE
.XXX ±0.15	.XXX'	FINISH
SEE NOTE		SEE NOTE
Q'TY		SEE NOTE

雅安科技有限公司 ACCURATE INNOTECH INC.			
TITLE: USB AF DIP 180度 (10.60) 外壳无脚		PART NO.: USAF-04*N-1*P603	
DR: gan 2016/9/20		DWG NO.: AII-P603	
CHKD: gan 2016/9/20		SCALE	SHEET
APPD:		1:1	1/1
		REV.	CUSTOMER DRAWING
		B	

THESE DRAWINGS AND SPECIFICATIONS ARE THE PROPERTY OF ACCURATE INNOTECH INC AND SHALL NOT BE REPRODUCED, COPIED OR USED IN ANY MANNER WITHOUT THE PRIOR WRITTEN CONSENT OF ACCURATE INNOTECH INC.

