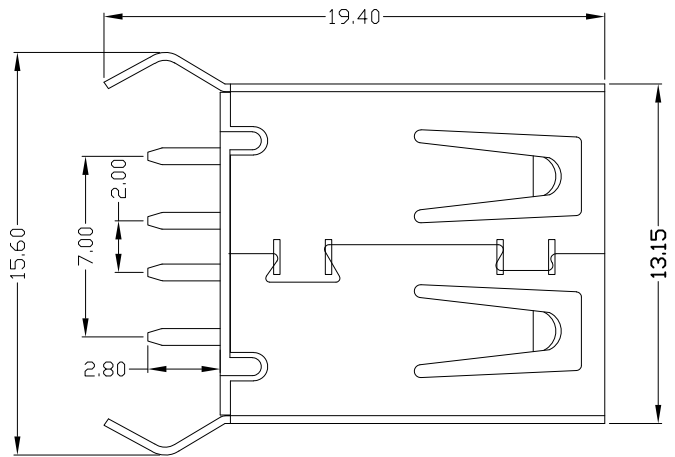
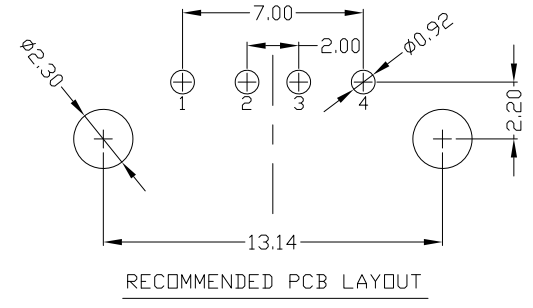
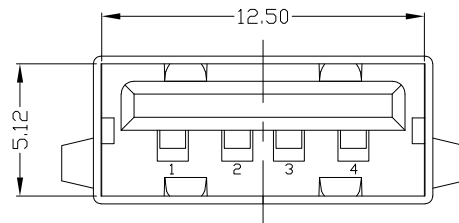
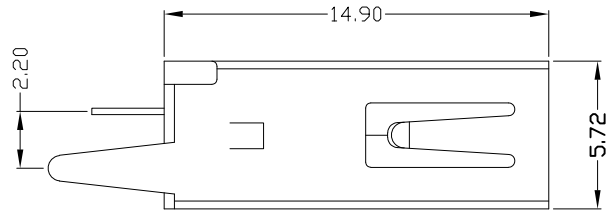




RoHS
Compliant
2002/95/EC

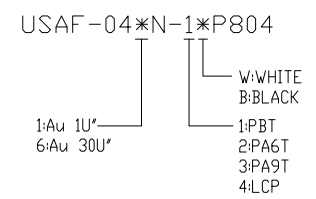
REV.	ECN.	NO.	APPD.



NOTES:

1. ELECTRICAL:
 - 1) VOLTAGE CURRENT RATING: 2AMP, 30V AC;
 - 2) INSULATION RESISTANCE: 1000MΩ MIN;
 - 3) CONTACT RESISTANCE: 30mΩ MAX;
 - 4) WITHSTANDING VOLTAGE: 500V AC;
 - 5) OPERATING TEMPERATURE: -55°C TO +85°C.
2. Mechanical:
 - 1) Mating Force: 35N MAX
 - 2) Unmating Force: 10N MIN.
3. NOTE: 1. DIMENSIONS MARKED "▼" TO BE CHECKED BY Q.C & IPQC.

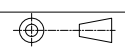
4. PART NO.



Bill of materials:

NO	PARTS	MATERIAL	QTY	FINISHING		UNITS	mm	雅安科技有限公司 ACCURATE INNOTECH INC.			
4	COVER	PBT+30%GF	1	UL94V-0	X. ±0.35	X.' ±2'	MAT'L	TITLE: USAF AF 180 DIP长体 (改脚无卷边) PART NO.: USAF-04*N-1*P804 DR: gan 2013/3/29 DWG NO.: AII-P804 CHKD: gan 2013/3/29 APPD:			
3	HOUSING	PBT/LCP+30%GF	1	UL94V-0	.X ±0.3	.X' ±1'	SEE NOTE				
2	SHELL	COPPER ALLOY/SPCC	1	PLATED NICKEL	.XX ±0.25	.XX'	FINISH				
1	TERMINAL	COPPER ALLOY	4	Plated Gold in Mating Area; Tin on Solder Tails	.XXX ±0.15	.XXX'	SEE NOTE				
							Q'TY	SCALE	SHEET	REV.	CUSTOMER DRAWING

THESE DRAWINGS AND SPECIFICATIONS ARE THE PROPERTY OF ACCURATE INNOTECH INC AND SHALL NOT BE REPRODUCED, COPIED OR USED IN ANY MANNER WITHOUT THE PRIOR WRITTEN CONSENT OF ACCURATE INNOTECH INC.



1:1	1/1	B	CUSTOMER DRAWING
-----	-----	---	------------------