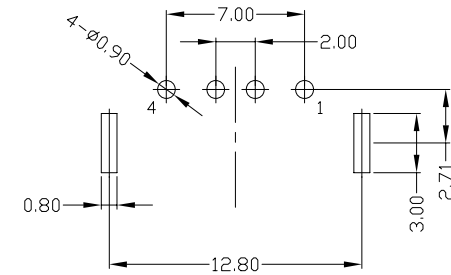
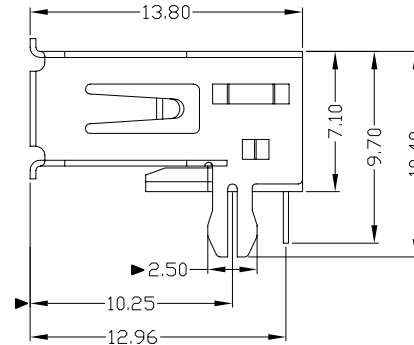
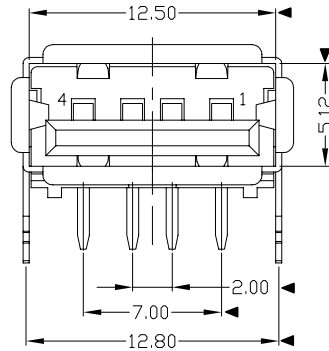
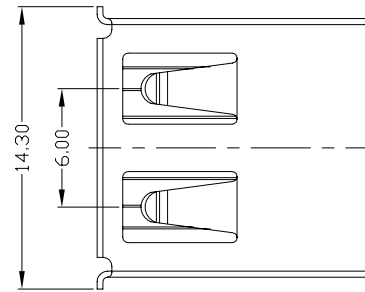


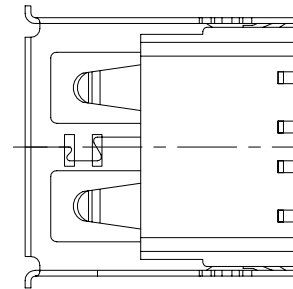


RoHS
Compliant
2002/95/EC

REV	LTR	DESCRIPTION	DATE	REVISER	APPD



RECOMMENDED PCB LAYOUT



NOTES:

- ELECTRICAL:
 - VOLTAGE CURRENT RATING: 2AMP,30V AC;
 - INSULATION RESISTANCE: 1000MΩ MIN;
 - CONTACT RESISTANCE: 30mΩ MAX;
 - WITHSTANDING VOLTAGE: 500V AC;
 - OPERATING TEMPERATURE:-55°C TO +85°C.
- Mechanical:
 - Mating Force: 35N MAX
 - Unmating Force: 10N MIN.
- DIMENSIONS MARKED "▼" TO BE CHECKED BY Q.C & IPQC.

4.PART NO.

USAF-04*N-1*R04

1Au 1U*
6Au 30U*

W:WHITE
B:BLACK
1PBT
2PA6T
3PA9T
4LCP

Bill of materials:

NO	PARTS	MATERIAL	QTY	FINISHING	UNITS	mm	雅安科技有限公司 ACCURATE INNOTECH INC.						
3	HOUSING	PBT	1	UL94V-0	X. ±0.35	X.* ±2'	MAT'L	TITLE: USB AF DIP 90度胶芯反向 铜壳鱼叉脚		PART NO.: USAF-04*N-1*R04			
2	SHELL	COPPER ALLOY	1	PLATED NICKEL	.X ±0.3	.X* ±1'		SEE NOTE	DR: gan 2012/7/06		DWG NO.: AII-R04		
1	TERMINAL	COPPER ALLOY	4	PLATED GOLD/TIN	.XX ±0.25	.XX*	FINISH	CHKD: gan 2012/7/06		SCALE	SHEET	REV.	CUSTOMER
					.XXX ±0.15	.XXX*	SEE NOTE	APPD:		1:1	1/1	B	DRAWING
<small>THESE DRAWINGS AND SPECIFICATIONS ARE THE PROPERTY OF ACCURATE INNOTECH INC AND SHALL NOT BE REPRODUCED, COPIED OR USED IN ANY MANNER WITHOUT THE PRIOR WRITTEN CONSENT OF ACCURATE INNOTECH INC.</small>							Q'TY						