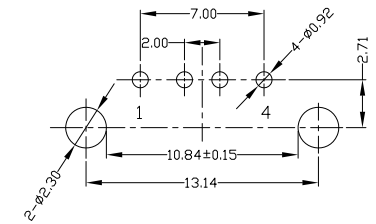
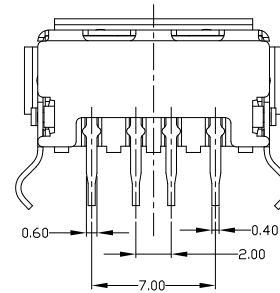
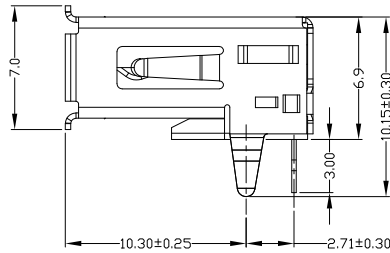
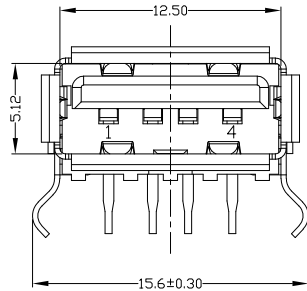
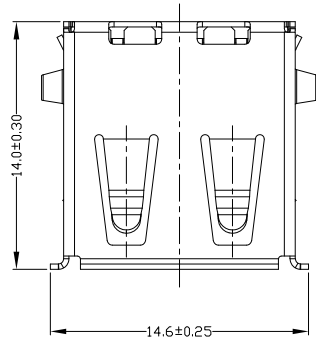


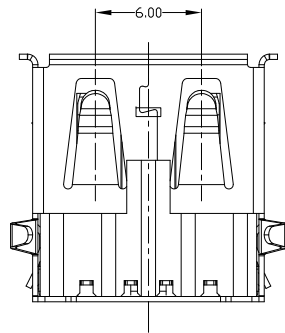


RoHS
Compliant
2002/95/EC

REV.	ECN. NO.	APPD.



RECOMMENDED PCB LAYOUT



NOTES:

- ELECTRICAL:
 - VOLTAGE CURRENT RATING: 2AMP, 30V AC;
 - INSULATION RESISTANCE: 1000MΩ MIN;
 - CONTACT RESISTANCE: 30mΩ MAX;
 - WITHSTANDING VOLTAGE: 500V AC;
 - OPERATING TEMPERATURE: -55°C TO +85°C.
- Mechanical:
 - Mating Force: 35N MAX
 - Unmating Force: 10N MIN.
- NOTE: 1. DIMENSIONS MARKED "▼" TO BE CHECKED BY Q.C & IPQC.

4.PART NO.

USAF-04*N-1*R60

1:Au 1U"
6:Au 30U"
W:WHITE
B:BLACK
1:PBT
2:PA6T
3:PA9T
4:LCP

Bill of materials:

NO	PARTS	MATERIAL	QTY	FINISHING	TOLERANCES	ANGLES	UNITS	mm	雅安科技有限公司 ACCURATE INNOTECH INC.				
3	HOUSING	PBT	1	UL94V-0	.X ±0.30	±3°	MAT'L	SEE NOTE	TITLE:	PART NO.:			
2	SHELL	COPPER ALLOY	1	PLATED NICKEL	.XX ±0.20		FINISH	SEE NOTE	DR:	USAF-04*N-1*R60			
1	TERMINAL	COPPER ALLOY	4	PLATED GOLD/TIN	.XXX ±0.10		Q'TY	SEE NOTE	CHKD:	DWG NO.:			
<small>THESE DRAWINGS AND SPECIFICATIONS ARE THE PROPERTY OF ACCURATE INNOTECH INC AND SHALL NOT BE REPRODUCED, COPIED OR USED IN ANY MANNER WITHOUT THE PRIOR WRITTEN CONSENT OF ACCURATE INNOTECH INC.</small>									APPD:	AII-R60			
									SCALE	SHEET	REV.	CUSTOMER DRAWING	
									1:1	1/1	B		