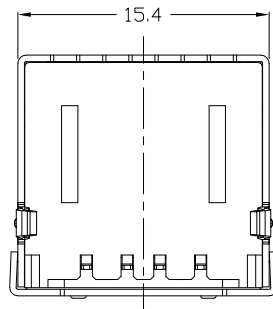
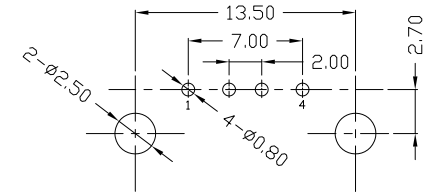
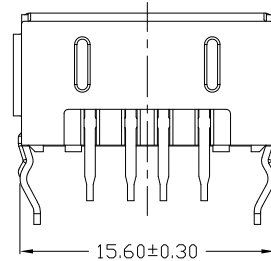
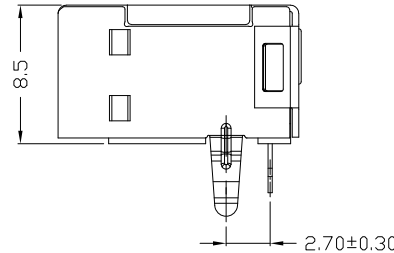
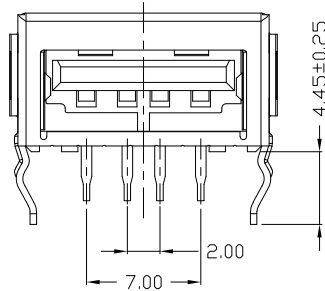
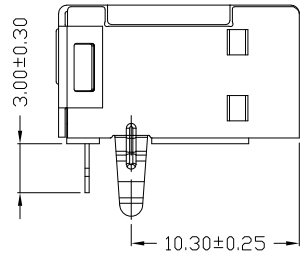
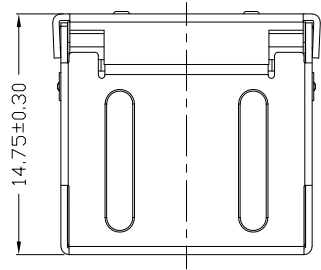




RoHS
Compliant
2002/95/EC
Process
Capable

REV.	ECN. NO.	APPD.



NOTES:

- ELECTRICAL:
 - VOLTAGE CURRENT RATING: 2AMP,30V AC;
 - INSULATION RESISTANCE: 1000MΩ MIN;
 - CONTACT RESISTANCE: 30mΩ MAX;
 - WITHSTANDING VOLTAGE: 500V AC;
 - OPERATING TEMPERATURE:-55°C TO +85°C.
- Mechanical:
 - Mating Force: 35N MAX
 - Unmating Force: 10N MIN.
- DIMENSIONS MARKED "▼" TO BE CHECKED BY Q.C & IPQC.

4.PART NO.

USAF-041N-1*R605

W:WHITE
B:BLACK

1:Au 1U*
6:Au 30U*

1:PBT
2:PA6T
3:PA9T
4:LCP

Bill of materials:

NO	PARTS	MATERIAL	QTY	FINISHING	TOLERANCES	ANGLES	UNITS
6	CONTACT	COPPER ALLOY	4	PLATED GOLD/TIN	.X ±0.30	±2'	mm
5	SHRAPNEL	STAINLESS STEEL	1		.XX ±0.20		MAT'L
4	BACK COVER	SPCC	1	PLATED NICKEL	.XXX ±0.10		SEE NOTE
3	SHELL	SPCC	1	PLATED NICKEL			FINISH
2	COVER	PBT+30%GF	1	UL94V-0			SEE NOTE
1	HOUSING	PBT+30%GF	1	UL94V-0			Q'TY

THESE DRAWINGS AND SPECIFICATIONS ARE THE PROPERTY OF ACCURATE INNOTECH INC AND SHALL NOT BE REPRODUCED, COPIED OR USED IN ANY MANNER WITHOUT THE PRIOR WRITTEN CONSENT OF ACCURATE INNOTECH INC.

雅安科技有限公司
ACCURATE INNOTECH INC.

TITLE: USB AF 90度 DIP 单层全包	PART NO.: USAF-04*N-1*R605
DR: <i>Ricky</i> 2021/05/18	DWG NO.: AII-R605
CHKD: <i>Ricky</i> 2021/05/18	SCALE SHEET REV. CUSTOMER 1:1 1/1 B DRAWING
APPD:	