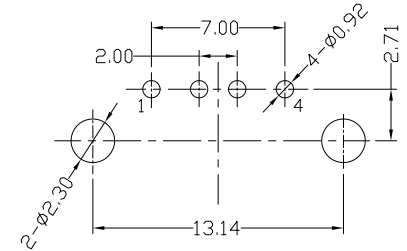
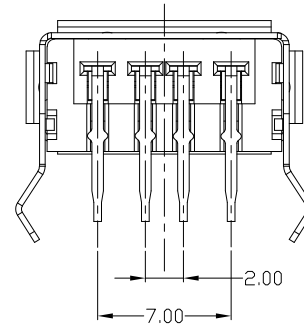
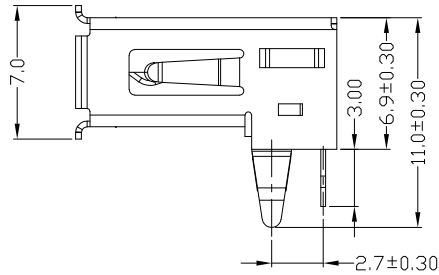
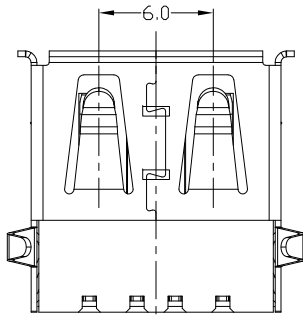
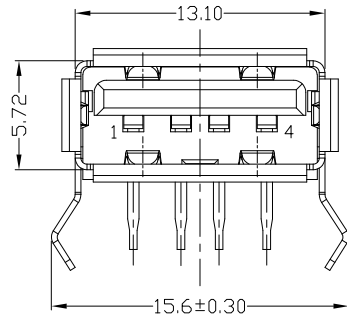
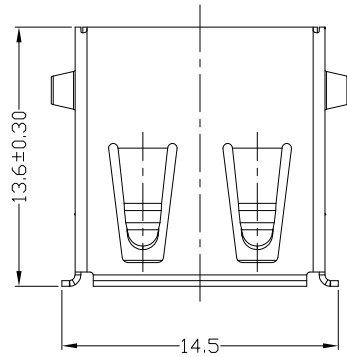




RoHS
Compliant
2002/95/EC

REV.	ECN.	NO.	APPD.



RECOMMENDED PCB LAYOUT

NOTES:

- ELECTRICAL:
 - VOLTAGE CURRENT RATING: 2AMP, 30V AC;
 - INSULATION RESISTANCE: 1000MΩ, MIN;
 - CONTACT RESISTANCE: 30mΩ MAX;
 - WITHSTANDING VOLTAGE: 500V AC;
 - OPERATING TEMPERATURE: -55°C TO +85°C.
- Mechanical:
 - Mating Force: 35N MAX
 - Unmating Force: 10N MIN.
- NOTE: 1. DIMENSIONS MARKED "▼" TO BE CHECKED BY Q.C & IPQC.

4. PART NO.

USAF-04*N-1*R608
 1: Au 1U*
 6: Au 30U*
 W: WHITE
 B: BLACK
 1: PBT
 2: PA6T
 3: PA9T
 4: LCP

Bill of materials:

NO	PARTS	MATERIAL	QTY	FINISHING	TOLERANCES	ANGLES	UNITS	雅安科技有限公司 ACCURATE INNOTECH INC.			
3	HOUSING	PBT	1	UL94V-0	.X ±0.30	±3°	mm	TITLE: USB AF 90度DIP 一型 无后盖弯脚		PART NO.: USAF-04*N-1*R608	
2	SHELL	COPPER ALLOY	1	PLATED NICKEL	.XX ±0.20		MAT'L	DR: Ricky 2021/05/20		DWG NO.: AII-R608	
1	TERMINAL	COPPER ALLOY	4	PLATED GOLD/TIN	.XXX ±0.10		FINISH	CHKD: Ricky 2021/05/20		SCALE SHEET REV. CUSTOMER 1:1 1/1 B DRAWING	
							Q'TY	APPD:			

THESE DRAWINGS AND SPECIFICATIONS ARE THE PROPERTY OF ACCURATE INNOTECH INC AND SHALL NOT BE REPRODUCED, COPIED OR USED IN ANY MANNER WITHOUT THE PRIOR WRITTEN CONSENT OF ACCURATE INNOTECH INC.

