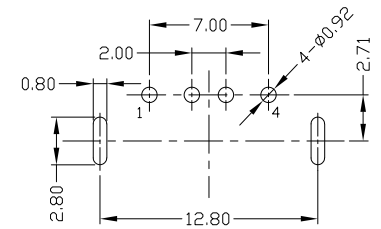
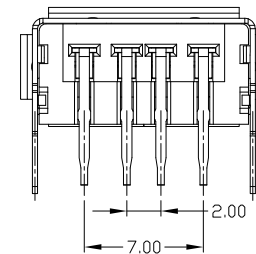
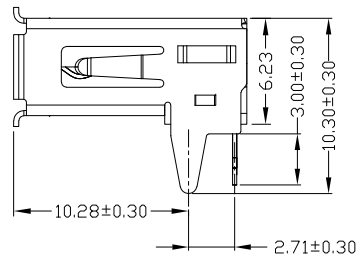
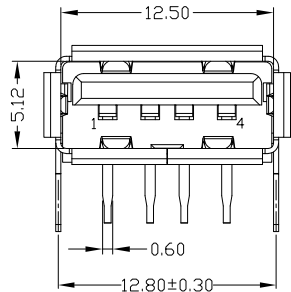
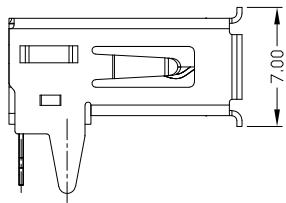
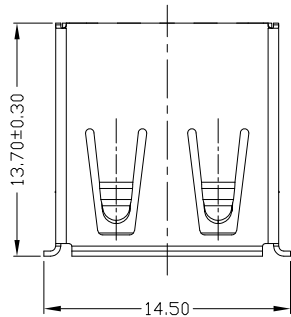


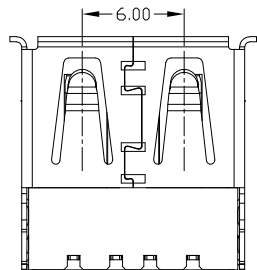


RoHS  
Compliant  
2002/95/EC

REV.	ECN.	NO.	APPD.



RECOMMENDED PCB LAYOUT



NOTES:

- ELECTRICAL:
  - VOLTAGE CURRENT RATING: 2AMP, 30VAC;
  - INSULATION RESISTANCE: 1000MΩ, MIN;
  - CONTACT RESISTANCE: 30mΩ MAX;
  - WITHSTANDING VOLTAGE: 500V AC;
  - OPERATING TEMPERATURE: -55°C TO +85°C.
- Mechanical:
  - Mating Force: 35N MAX
  - Unmating Force: 10N MIN.
- NOTE: 1. DIMENSIONS MARKED "▼" TO BE CHECKED BY Q.C & IPQC.

4. PART NO.

USAF-04\*N-1\*R609

1: Au 1U"  
6: Au 30U"

W: WHITE  
B: BLACK

1: PBT  
2: PA6T  
3: PA9T  
4: LCP

Bill of materials:

NO	PARTS	MATERIAL	QTY	FINISHING	TOLERANCES	ANGLES	UNITS	雅安科技有限公司 ACCURATE INNOTECH INC.								
					.X ±0.15	±2'	mm									
3	HOUSING	PBT	1	UL94V-0	.XX ±0.10		MAT'L	TITLE:	USB AF 90度DIP 一型 无后盖直脚			PART NO.:	USAF-04*N-1*R609			
2	SHELL	COPPER ALLOY	1	PLATED NICKEL	.XXX ±0.05		SEE NOTE	DR:	Ricky 2021/05/20			DWG NO.:	AII-R609			
1	TERMINAL	COPPER ALLOY	4	PLATED GOLD/TIN	THESE DRAWINGS AND SPECIFICATIONS ARE THE PROPERTY OF ACCURATE INNOTECH INC AND SHALL NOT BE REPRODUCED, COPIED OR USED IN ANY MANNER WITHOUT THE PRIOR WRITTEN CONSENT OF ACCURATE INNOTECH INC.			FINISH	CHKD:	Ricky 2021/05/20			SCALE	SHEET	REV.	CUSTOMER
								SEE NOTE	Q'TY	APPD:	1:1	1/1	B	DRAWING		

