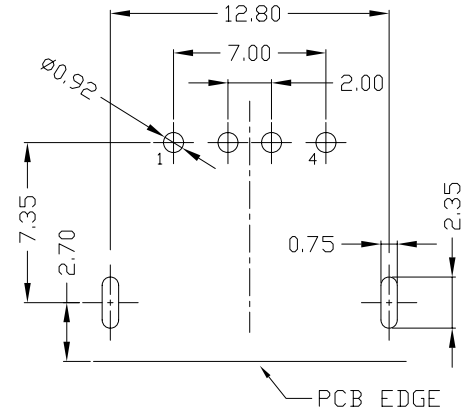
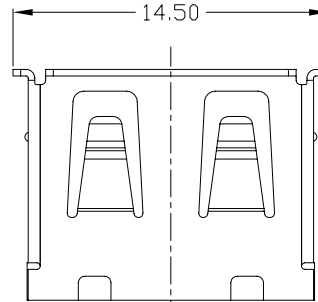
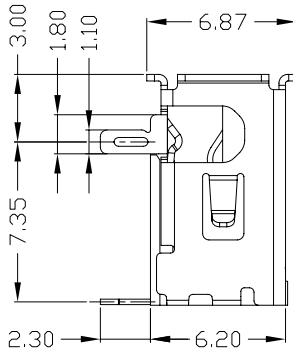
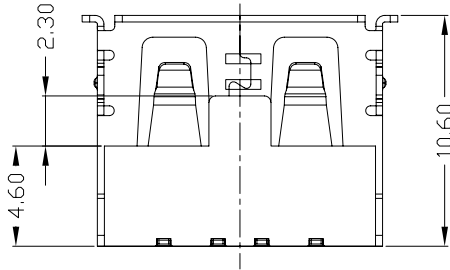
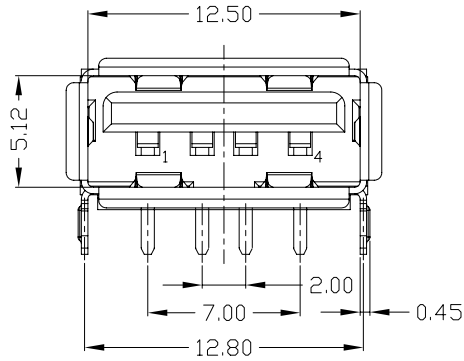


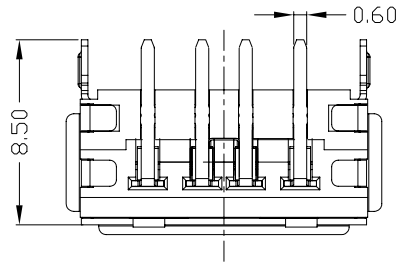


RoHS
Compliant
2002/95/EC

REV.	ECN.	NO.	APPD.



RECOMMENDED PCB LAYOUT



NOTES:

- ELECTRICAL:
 - VOLTAGE CURRENT RATING: 2AMP, 30V AC;
 - INSULATION RESISTANCE: 1000MΩMIN;
 - CONTACT RESISTANCE: 30mΩMAX;
 - WITHSTANDING VOLTAGE: 500V AC;
 - OPERATING TEMPERATURE: -55°C TO +85°C.
- Mechanical:
 - Mating Force: 35N MAX
 - Unmating Force: 10N MIN.
- DIMENSIONS MARKED "▼" TO BE CHECKED BY Q.C & IPQC.

4. PART NO.

USAF-04*N-1*R635
 1: Au 1U*
 6: Au 30U*
 W: WHITE
 B: BLACK
 1: PBT
 2: PA6T
 3: PA9T
 4: LCP

Bill of materials:

NO	PARTS	MATERIAL	QTY	FINISHING
3	HOUSING	PBT+30%GF	1	UL94V-0
2	SHELL	COPPER ALLOY/SPCC	1	PLATED NICKEL
1	TERMINAL	COPPER ALLOY	4	PLATED GOLD/TIN

X. ±0.35	X.* ±2*	UNITS	mm	雅安科技有限公司 ACCURATE INNOTECH INC.
.X ±0.3	.X.* ±1*	MAT'L	SEE NOTE	
.XX ±0.25	.XX*	FINISH	SEE NOTE	
.XXX ±0.15	.XXX*	Q'TY	SEE NOTE	
<small>THESE DRAWINGS AND SPECIFICATIONS ARE THE PROPERTY OF ACCURATE INNOTECH INC AND SHALL NOT BE REPRODUCED, COPIED OR USED IN ANY MANNER WITHOUT THE PRIOR WRITTEN CONSENT OF ACCURATE INNOTECH INC.</small>				TITLE: USB AF 10.6 DIP 90度 厚6.20 卷边 两只前脚
				DR: gan 2016/9/20
				CHKD: gan 2016/9/20
				APPD:
		PART NO.:		USAF-04*N-1*R635
		DWG NO.:		AII-R635
SCALE	SHEET	REV.	CUSTOMER	
1:1	1/1	B	DRAWING	