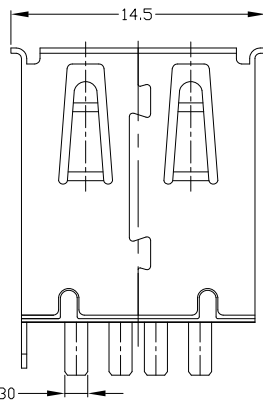
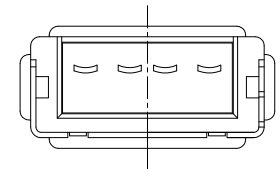
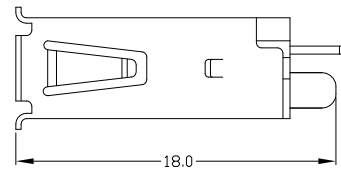
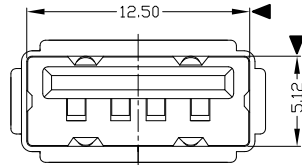
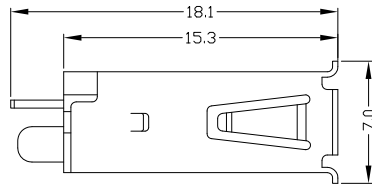
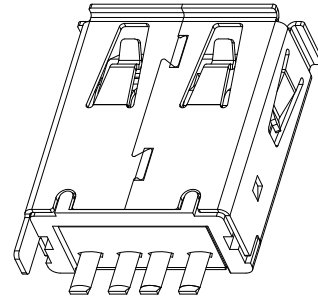
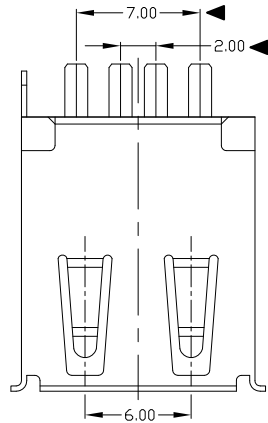




RoHS  
Compliant  
2002/95/EC

REV.	ECN.	NO.	APPD.



NOTES:

- ELECTRICAL:
  - VOLTAGE CURRENT RATING: 2AMP, 30V AC;
  - INSULATION RESISTANCE: 1000MΩ MIN;
  - CONTACT RESISTANCE: 30mΩ MAX;
  - WITHSTANDING VOLTAGE: 500V AC;
  - OPERATING TEMPERATURE: -55°C TO +85°C.
- Mechanical:
  - Mating Force: 35N MAX
  - Unmating Force: 10N MIN.
- DIMENSIONS MARKED "▼"  
TO BE CHECKED BY Q.C & IPQC.

4.PART NO.

USAF-04\*N-1\*S60

1:1Au 1U"  
6:1Au 30U"

W:WHITE  
B:BLACK  
1:PBT  
2:PA6T  
3:PA9T  
4:LCP

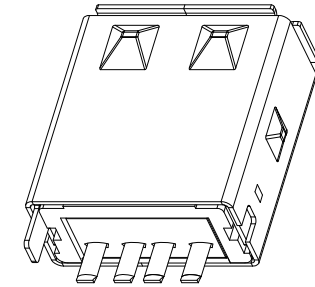
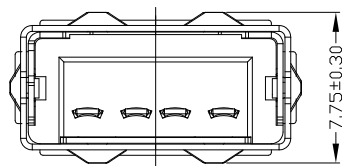
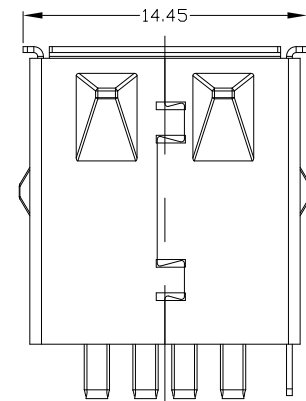
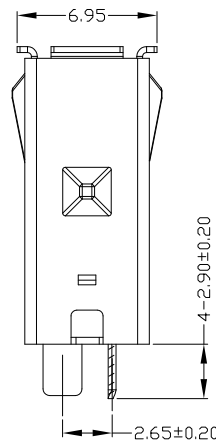
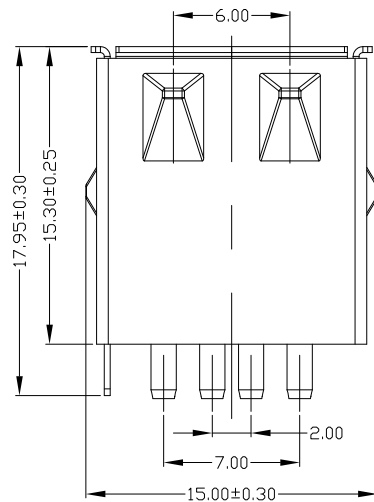
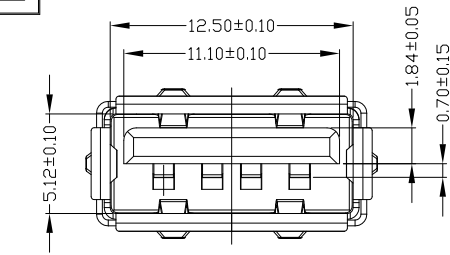
Bill of materials:

NO	PARTS	MATERIAL	QTY	FINISHING												
3	HOUSING	PBT	1	UL94V-0	X. ±0.35	X.' ±2'	UNITS	mm	雅安科技有限公司 <b>ACCURATE INNOTECH INC.</b>							
2	SHELL	COPPER ALLOY	1	PLATED NICKEL	.X ±0.3	.X' ±1'	MAT'L	SEE NOTE								
1	TERMINAL	COPPER ALLOY	4	PLATED GOLD/TIN	.XX ±0.25	.XX'	FINISH	SEE NOTE								
					.XXX ±0.15	.XXX'	Q'TY	SEE NOTE	DR:	Ricky 2020/07/16	DWG NO.:	AII-S60				
					THESE DRAWINGS AND SPECIFICATIONS ARE THE PROPERTY OF ACCURATE INNOTECH INC AND SHALL NOT BE REPRODUCED, COPIED OR USED IN ANY MANNER WITHOUT THE PRIOR WRITTEN CONSENT OF ACCURATE INNOTECH INC.			APPD:	Ricky 2020/07/16	SCALE	1:1	SHEET	1/1	REV.	B	CUSTOMER DRAWING



RoHS  
Compliant  
2002/95/EC

REV.	ECN.	NO.	APPD.



NOTES:

- ELECTRICAL:
  - VOLTAGE CURRENT RATING: 2AMP, 30V AC;
  - INSULATION RESISTANCE: 100MΩ MIN;
  - CONTACT RESISTANCE: 30mΩ MAX;
  - WITHSTANDING VOLTAGE: 500V AC;
  - OPERATING TEMPERATURE: -55°C TO +85°C.
- Mechanical:
  - Mating Force: 35N MAX
  - Unmating Force: 10N MIN.
- NOTE: 1. DIMENSIONS MARKED "▼" TO BE CHECKED BY Q.C & IPQC.
- PART NO.

USAF-04\*N-1\*S60-C

- 1: Au 1U"
- 6: Au 30U"
- W: WHITE
- B: BLACK
- 1: PBT
- 2: PA6T
- 3: PA9T
- 4: LCP

Bill of materials:

NO	PARTS	MATERIAL	QTY	FINISHING									
4	AEGIS SHELL	SPCC	1	PLATED NICKEL	X. ±0.35	X.* ±2°	UNITS	mm	雅安科技有限公司 <b>ACCURATE INNOTECH INC.</b> TITLE: AF 焊線式 180度 加護套 PART NO.: USAF-04*N-1*S60-C DR: Ricky 2014/04/07 DWG NO.: AII-S60-C CHKD: Ricky 2014/04/07 APPD:				
3	HOUSING	PBT	1	UL94V-0	X ±0.3	.X* ±1°	MAT'L	SEE NOTE					
2	SHELL	COPPER ALLOY	1	PLATED NICKEL	.XX ±0.25	.XX*	FINISH	SEE NOTE					
1	TERMINAL	COPPER ALLOY	4	PLATED GOLD/TIN	.XXX ±0.15	.XXX*	Q'TY	SEE NOTE					
					THESE DRAWINGS AND SPECIFICATIONS ARE THE PROPERTY OF ACCURATE INNOTECH INC AND SHALL NOT BE REPRODUCED, COPIED OR USED IN ANY MANNER WITHOUT THE PRIOR WRITTEN CONSENT OF ACCURATE INNOTECH INC.					SCALE	SHEET	REV.	CUSTOMER DRAWING
										1:1	1/1	B	