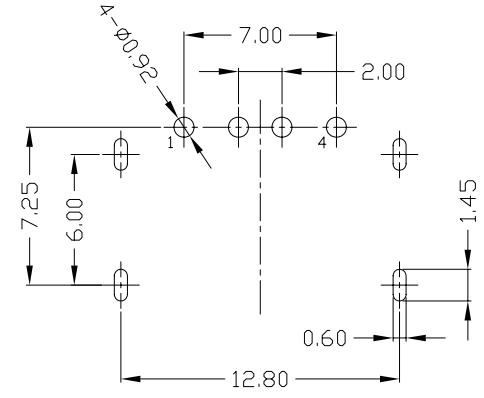
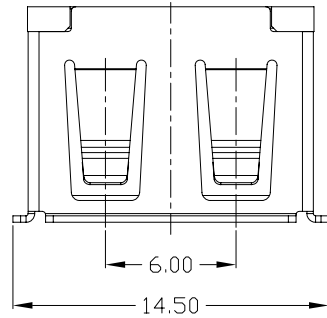


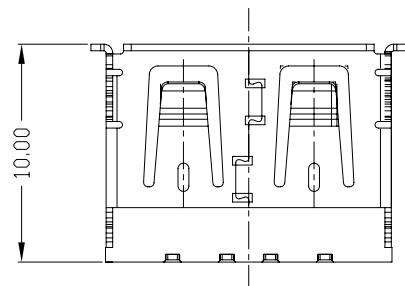
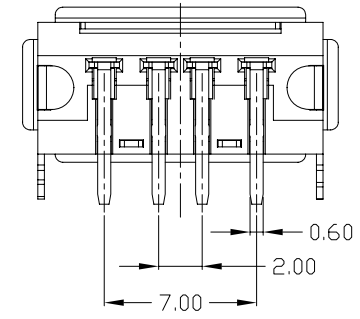
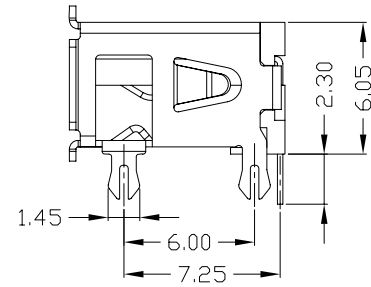
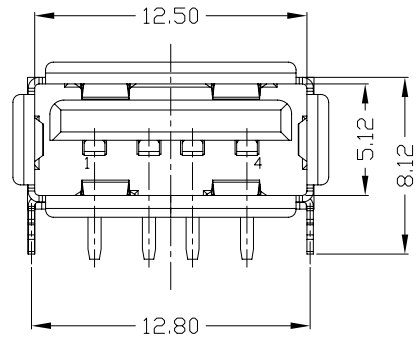
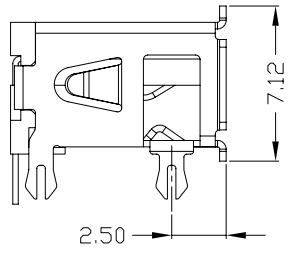


RoHS
Compliant
2002/95/EC

REV.	ECN.	NO.	APPD.



RECOMMENDED PCB LAYOUT



NOTES:

- ELECTRICAL:
 - VOLTAGE CURRENT RATING: 2AMP, 30V AC;
 - INSULATION RESISTANCE: 1000MΩMIN;
 - CONTACT RESISTANCE: 30mΩMAX;
 - WITHSTANDING VOLTAGE: 500V AC;
 - OPERATING TEMPERATURE: -55°C TO +85°C.
- Mechanical:
 - Mating Force: 35N MAX
 - Unmating Force: 10N MIN.
- DIMENSIONS MARKED "▼" TO BE CHECKED BY Q.C & IPQC.

4. PART NO.

USAF-04*N-4*R639
 W-WHITE
 B-BLACK
 1-Au 1U*
 6-Au 30U*
 1-PBT
 2-PA6T
 3-PA9T
 4-LCP

Bill of materials:

NO	PARTS	MATERIAL	QTY	FINISHING
3	HOUSING	LCP+30%GF	1	UL94V-0
2	SHELL	COPPER ALLOY	1	PLATED NICKEL
1	TERMINAL	COPPER ALLOY	4	PLATED GOLD/TIN

X.	±0.35	X.* ±2*	UNITS	mm
.X	±0.3	.X.* ±1*	MAT'L	SEE NOTE
.XX	±0.25	.XX*	FINISH	SEE NOTE
.XXX	±0.15	.XXX*	Q'TY	SEE NOTE

雅安科技有限公司
ACCURATE INNOTECH INC.

TITLE: USB AF DIP 90° 10.0四只脚
 贴板面缩短

PART NO.: USAF-04*N-4*R639

DR: gan 2016/9/20
 CHKD: gan 2016/9/20

DWG NO.: AII-R639

APPD: gan 2016/9/20

SCALE: 1:1
 SHEET: 1/1
 REV.: B
 CUSTOMER DRAWING

THESE DRAWINGS AND SPECIFICATIONS ARE THE PROPERTY OF ACCURATE INNOTECH INC AND SHALL NOT BE REPRODUCED, COPIED OR USED IN ANY MANNER WITHOUT THE PRIOR WRITTEN CONSENT OF ACCURATE INNOTECH INC.

