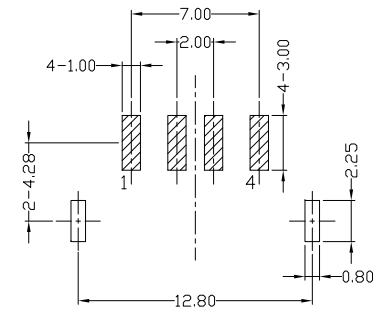
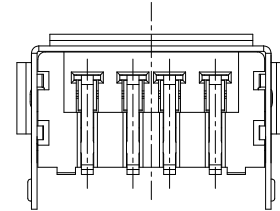
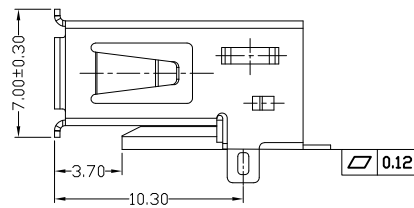
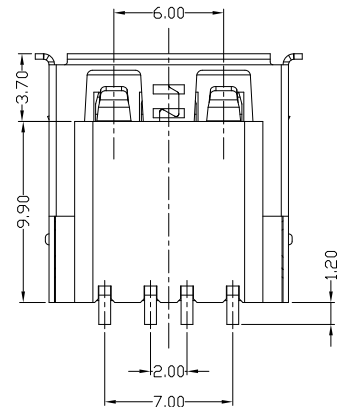
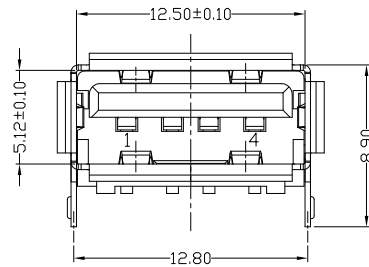
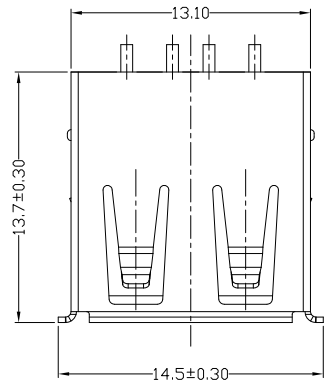




RoHS Compliant
2002/95/EC

REV.	ECN. NO.	APPD.



RECOMMENDED P.C.B. LAYOUT

- NOTES:
- ELECTRICAL:
 - VOLTAGE CURRENT RATING: 2AMP, 30V AC;
 - INSULATION RESISTANCE: 1000MΩ MIN;
 - CONTACT RESISTANCE: 30mΩ MAX;
 - WITHSTANDING VOLTAGE: 500V AC;
 - OPERATING TEMPERATURE: -55°C TO +85°C.
 - Mechanical:
 - Mating Force: 35N MAX
 - Unmating Force: 10N MIN.
 - DIMENSIONS MARKED "▼"
TO BE CHECKED BY Q.C & IPQC.

- 4.PART NO.
- USAF-04*N-4XV613
- 1: Au 1U*
 - 6: Au 30U*
 - W: WHITE
 - B: BLACK
 - 1: PBT
 - 2: PA6T
 - 3: PA9T
 - 4: LCP

5					.X ±0.30	.X' ±1'	UNITS	mm
4					.XX ±0.20	.XX'	MAT'L	
3	HOUSING	LCP+30%GF	1	UL94V-0	.XXX ±0.10	.XXX'	SEE NOTE	
2	SHELL	COPPER ALLOY/SPCC	1	PLATED NICKEL			FINISH	
1	TERMINAL	COPPER ALLOY	4	PLATED GOLD/TIN			SEE NOTE	
NO	PARTS	MATERIAL	QTY	FINISHING	THESE DRAWINGS AND SPECIFICATIONS ARE THE PROPERTY OF ACCURATE INNOTECH INC AND SHALL NOT BE REPRODUCED, COPIED OR USED IN ANY MANNER WITHOUT THE PRIOR WRITTEN CONSENT OF ACCURATE INNOTECH INC			Q'TY

雅安科技有限公司 ACCURATE INNOTECH INC.			
TITLE: USB AF SMT 型直脚有凸包无柱 端子外露1.20		PART NO.: USAF-041N-4XV613	
DR: <i>Ricky</i> 2017/12/13		DWG NO.: AII-V613	
CHKD: <i>Ricky</i> 2017/12/13		SCALE	SHEET
APPD:		1:1	1/1
		REV.	CUSTOMER DRAWING
		B	