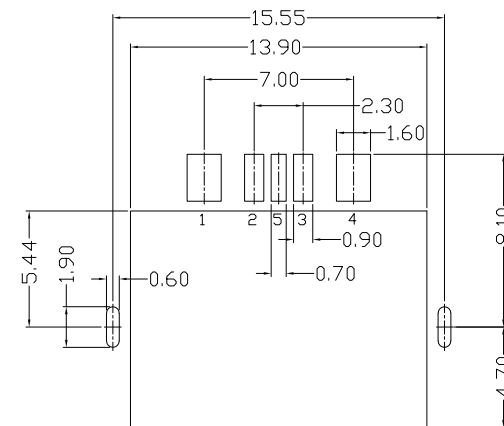
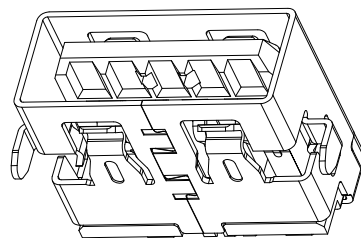
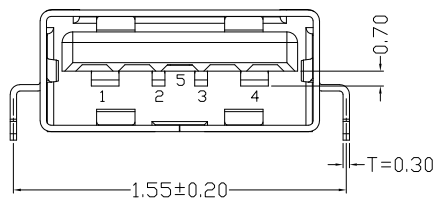




**RoHS Compliant**  
2002/95/EC

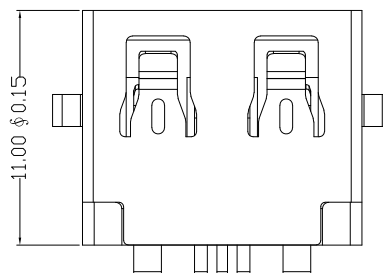
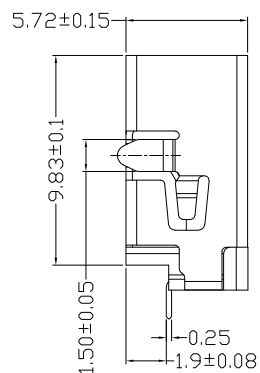
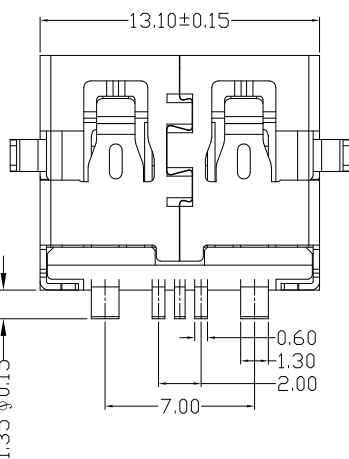
REV.	ECN. NO.	APPD.



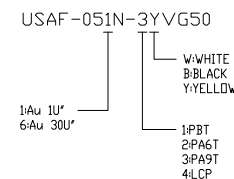
USB 5 pin Def:

1	VBUS
2	D-
3	D+
4	GND
5	Detecy pin
PIN	SIGNAL NAME

RECOMMENDED P.C.B. LAYOUT



4.PART NO.



NOTES:

- ELECTRICAL:
  - VOLGATE CURRENT RATING: 3A, 30V DC.
  - INSULATION RESISTANCE: 100MΩ MIN.
  - CONTACT RESISTANCE: 30mΩ MAX;
  - WITHSTANDING VOLTAGE: 500V AC;
  - OPERATING TEMPERATURE:-25°C TO +85°C.
- MECHANICAL:
  - MATING FORCE: 35N MAX.
  - UNMATING FORCE: 10N MIN.
- DIMENSIONS MARKED "▼"  
TO BE CHECKED BY Q.C & IPQC.

6				X.	±0.25	X.*	±1*	UNITS	mm
5				.X	±0.20	X.X*	±0.5*	MAT'L	
4				.XX	±0.15			SEE NOTE	
3	SHELL	COPPER ALLOY	1	.XXX	±0.10			FINISH	
2	TERMINAL	COPPER ALLOY	5					SEE NOTE	
1	HOUSING	PA9T+30%GF	1					Q'TY	
NO	PARTS	MATERIAL	QTY						

THESE DRAWINGS AND SPECIFICATIONS ARE THE PROPERTY OF ACCURATE INNOTECH INC AND SHALL NOT BE REPRODUCED, COPIED OR USED IN ANY MANNER WITHOUT THE PRIOR WRITTEN CONSENT OF ACCURATE INNOTECH INC



<b>雅安科技有限公司</b> <b>ACCURATE INNOTECH INC.</b>			
TITLE: USB AF 5pin 短体=11.0 沉板1.9 前两脚 无卷边		PART NO.: USAF-05XN-3XVG50	
DR: <i>Ricky</i> 2022/08/19		DWG NO.: AII-VG50	
CHKD: <i>Ricky</i> 2022/08/19		SCALE	SHEET
APPD:		1:1	1/1
		REV.	CUSTOMER DRAWING
		B	