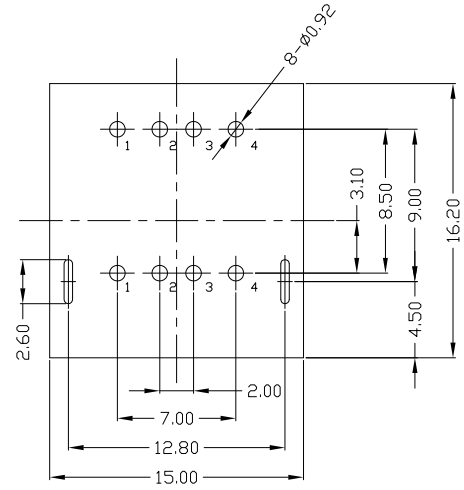
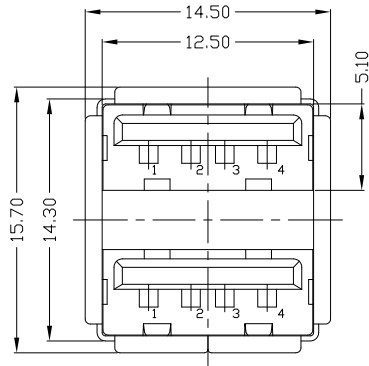
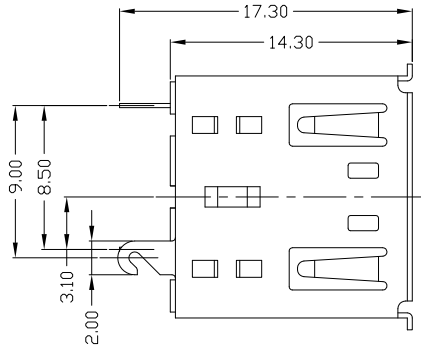


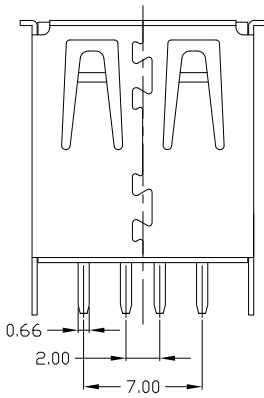


RoHS
Compliant
2002/95/EC

REV.	ECN. NO.	APPD.



RECOMMENDED PCB LAYOUT



- NOTES:
- ELECTRICAL:
 - VOLTAGE CURRENT RATING: 2AMP, 30V AC;
 - INSULATION RESISTANCE: 1000MΩMIN;
 - CONTACT RESISTANCE: 30mΩMAX;
 - WITHSTANDING VOLTAGE: 500V AC;
 - OPERATING TEMPERATURE: -55°C TO +85°C.
 - Mechanical:
 - Mating Force: 35N MAX
 - Unmating Force: 10N MIN.
 - DIMENSIONS MARKED "▼" TO BE CHECKED BY Q.C & IPQC.

4. PART NO.
- USAF-08*N-1*P36
- 1Au 10'
 - 6Au 30U'
 - W/WHITE
 - B/BLACK
 - 1PBT
 - 2PA6T
 - 3PA9T
 - 4LCP

Bill of materials:

NO	PARTS	MATERIAL	QTY	FINISHING	X.	X.* ±2'	UNITS	mm	雅安科技有限公司 ACCURATE INNOTECH INC.			
4	CLIP	COPPER ALLOY	1	PLATED NICKEL	X. ±0.35	X.* ±2'	MAT'L	SEE NOTE	TITLE:	PART NO.:		
3	HOUSING	PBT+30%GF	1	UL94V-0	.X ±0.3	.X.* ±1'	FINISH	SEE NOTE	USB AF 180° 双层插板短体(带勾)	USAF-08*N-1*P36		
2	SHELL	COPPER ALLOY	1	PLATED NICKEL	.XX ±0.25	.XX.*	Q'TY	SEE NOTE	DR: gan 2014/09/26	DWG NO.:		
1	TERMINAL	COPPER ALLOY	8	PLATED GOLD/TIN	.XXX ±0.15	.XXX.*	APPD:	gan 2014/09/26	AII-P36			
THESE DRAWINGS AND SPECIFICATIONS ARE THE PROPERTY OF ACCURATE INNOTECH INC AND SHALL NOT BE REPRODUCED, COPIED OR USED IN ANY MANNER WITHOUT THE PRIOR WRITTEN CONSENT OF ACCURATE INNOTECH INC.								SCALE	SHEET	REV.	CUSTOMER DRAWING	
								1:1	1/1	B		