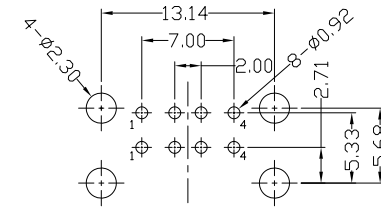
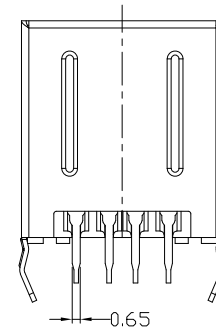
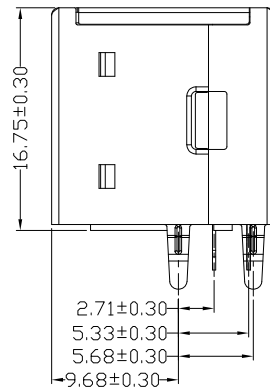
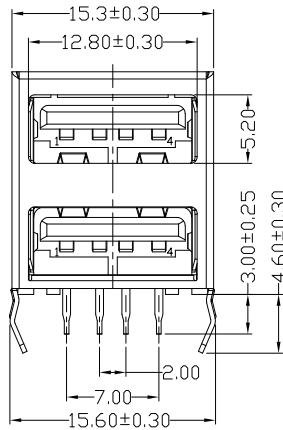
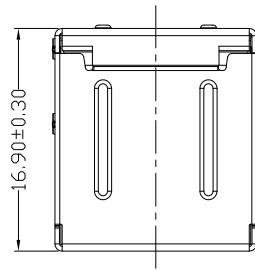


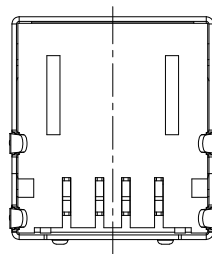


RoHS
Compliant
2002/95/EC

REV.	ECN. NO.	APPD.



RECOMMENDED PCB LAYOUT



NOTES:

- ELECTRICAL:
 - VOLTAGE CURRENT RATING: 2AMP, 30V AC;
 - INSULATION RESISTANCE: 1000mΩ MIN;
 - CONTACT RESISTANCE: 30mΩ MAX;
 - WITHSTANDING VOLTAGE: 500V AC;
 - OPERATING TEMPERATURE: -55°C TO +85°C.
- Mechanical:
 - Mating Force: 35N MAX
 - Unmating Force: 10N MIN.
- NOTE: 1. DIMENSIONS MARKED "▼" TO BE CHECKED BY Q.C & IPQC.

4. PART NO.

USAF-08*N-1*R65
 1:Au 1U*
 6:Au 30U*
 W:WHITE
 B:BLACK
 1:PBT
 2:PA6T
 3:PA9T
 4:LCP

Bill of materials:

NO	PARTS	MATERIAL	QTY	FINISHING	TOLERANCES	ANGLES	UNITS	MAT'L	FINISH	Q'TY	APPD:	SCALE	SHEET	REV.	CUSTOMER DRAWING
5	CLIP	STAINLESS STEEL	1		.X ±0.30	±3'	mm		SEE NOTE			1:1	1/1	B	
4	BACK COVER	SPCC	1	PLATED NICKEL	.XX ±0.20				SEE NOTE						
3	HOUSING	PBT	1	UL94V-0	.XXX ±0.10				SEE NOTE						
2	SHELL	SPCC	1	PLATED NICKEL											
1	TERMINAL	COPPER ALLOY	8	PLATED GOLD/TIN											
<small>THESE DRAWINGS AND SPECIFICATIONS ARE THE PROPERTY OF ACCURATE INNOTECH INC AND SHALL NOT BE REPRODUCED, COPIED OR USED IN ANY MANNER WITHOUT THE PRIOR WRITTEN CONSENT OF ACCURATE INNOTECH INC.</small>															

雅安科技有限公司
ACCURATE INNOTECH INC.

TITLE: USB AF 90度 DIP雙層全包
無彈長腳

PART NO.: USAF-08*N-1*R65

DR: Ricky 2021/05/24

DWG NO.: AII-R65

CHKD: Ricky 2021/05/24

SCALE: 1:1

APPD:

CUSTOMER DRAWING