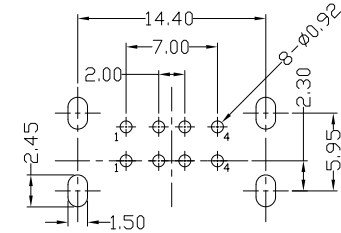
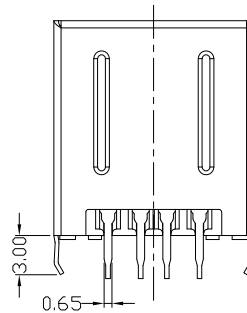
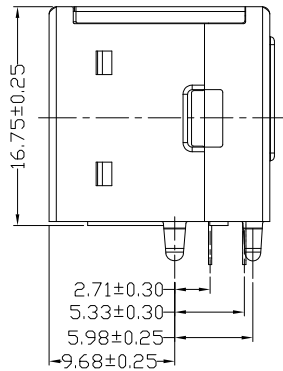
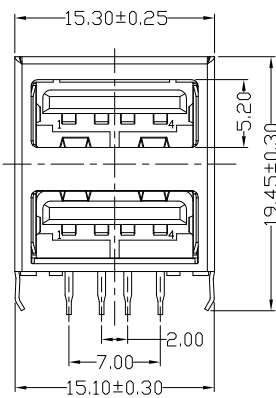
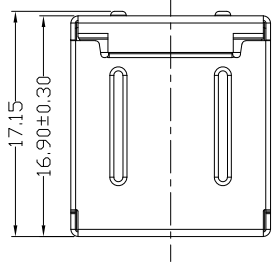


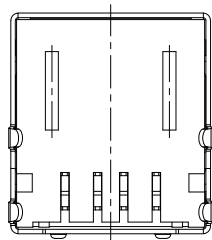


RoHS
Compliant
2002/95/EC

REV.	ECN.	NO.	APPD.



RECOMMENDED PCB LAYOUT



NOTES:

- ELECTRICAL:
 - VOLTAGE CURRENT RATING: 2AMP, 30V AC;
 - INSULATION RESISTANCE: 1000MΩ MIN;
 - CONTACT RESISTANCE: 30mΩ MAX;
 - WITHSTANDING VOLTAGE: 500V AC;
 - OPERATING TEMPERATURE: -55°C TO +85°C.
- Mechanical:
 - Mating Force: 35N MAX
 - Unmating Force: 10N MIN.
- NOTE: 1. DIMENSIONS MARKED "▼" TO BE CHECKED BY Q.C & IPQC.

4. PART NO.

USAF-08*N-1*R66

1-Au 1U'
6-Au 30U'

W: WHITE
B: BLACK
1-PBT
2-PA6T
3-PA9T
4-LCP

Bill of materials:

5	CLIP	STAINLESS STEEL	1	
4	BACK COVER	SPCC	1	PLATED NICKEL
3	HOUSING	PBT	1	UL94V-0
2	SHELL	SPCC	1	PLATED NICKEL
1	TERMINAL	COPPER ALLOY	8	PLATED GOLD/TIN
NO	PARTS	MATERIAL	QTY	FINISHING

TOLERANCES	ANGLES	UNITS
.X ±0.30	±3'	mm
.XX ±0.20		MAT'L
.XXX ±0.10		SEE NOTE
		FINISH
		SEE NOTE
		Q'TY

THESE DRAWINGS AND SPECIFICATIONS ARE THE PROPERTY OF ACCURATE INNOTECH INC AND SHALL NOT BE REPRODUCED, COPIED OR USED IN ANY MANNER WITHOUT THE PRIOR WRITTEN CONSENT OF ACCURATE INNOTECH INC.

雅安科技有限公司 ACCURATE INNOTECH INC.			
TITLE: USB AF 90度 DIP 雙層全包 無彈短腳		PART NO.: USAF-08*N-1*R66	
DR: <i>Ricky</i> 2021/05/24		DWG NO.: AII-R66	
CHKD: <i>Ricky</i> 2021/05/24		SCALE	SHEET
APPD:		1:1	1/1
		REV.	CUSTOMER DRAWING
		B	