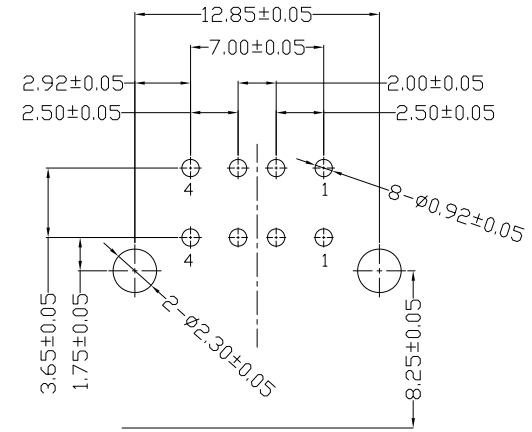
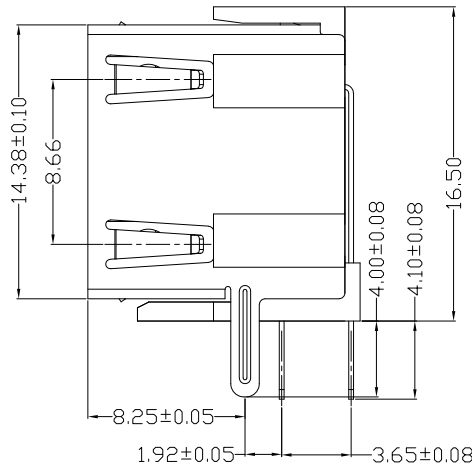
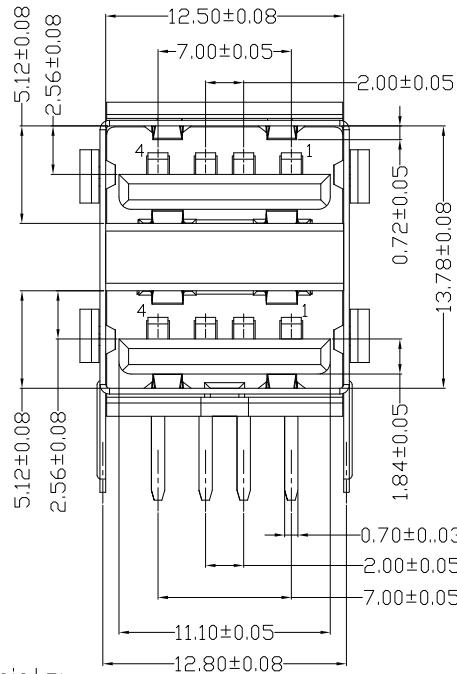
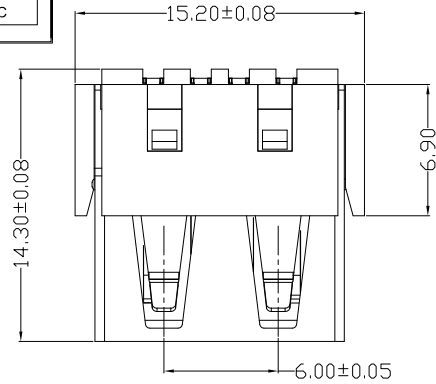




RoHS  
Compliant  
2002/95/EC

REV	LTR	DESCRIPTION	DATE	REVISER	APPD



RECOMMENDED PCB LAYOUT

NOTES:

1.ELECTRICAL:

- 1)VOLTAGE CURRENT RATING:2AMP,30V DC;
- 2)INSULATION RESISTANCE: 1000MΩ MIN;
- 3)CONTACT RESISTANCE: 30mΩ MAX;
- 4)WITHSTANDING VOLTAGE: 500V AC FOR 1MIN;
- 5)OPERATING TEMPERATURE:-30°C TO +85°C.

2.Mechanical:

- 1)Mating Force: 35N MAX
- 2)Unmating Force: 10N MIN.

3.DIMENSIONS MARKED "▼"  
TO BE CHECKED BY Q.C & IPQC.

4. PART NO.

USAF-08\*N-1\*RJ51

1:Au 1U"  
6:Au 30U"

W:WHITE  
B:BLACK  
1PBT  
2PA6T  
3PA9T  
4LCP

Bill of materials:

NO	PARTS	MATERIAL	QTY	FINISHING	X.	±0.15	X.'	±5'	UNITS	mm
5					X.	±0.15	X.'	±5'	MAT'L	
4					.XX	±0.05	.XX'	±1'	SEE NOTE	
3	HOUSING	PBT+30%GF	1		.XXX	±0.03	.XXX'	±0.5'	FINISH	
2	SHELL	COPPER ALLOY / SPCC	1	PLATED NICKEL					SEE NOTE	
1	TERMINAL	COPPER ALLOY	4	PLATED GOLD/TIN					Q'TY	

THESE DRAWINGS AND SPECIFICATIONS ARE THE PROPERTY OF ACCURATE INNOTECH INC. AND SHALL NOT BE REPRODUCED, COPIED OR USED IN ANY MANNER WITHOUT THE PRIOR WRITTEN CONSENT OF ACCURATE INNOTECH INC.

雅安科技有限公司 ACCURATE INNOTECH INC.		PART NO.:	
TITLE:	USB AF 双层短体90度 反向平口	USAF-08XN-1XRJ51	
DR:	Ricky 2019/08/21	DWG NO.:	
CHKD:	Ricky 2019/08/21	AII-RJ51	
APPD:		SCALE	SHEET
		1:1	1/1
		REV.	CUSTOMER
		B	DRAWING