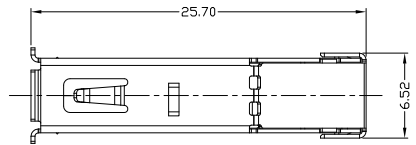
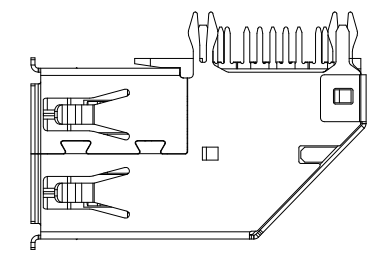
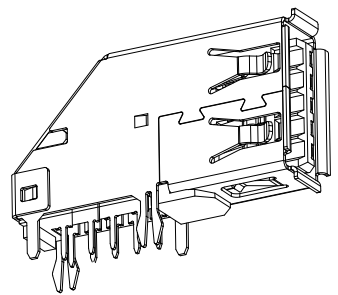




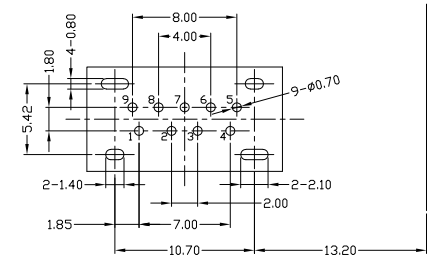
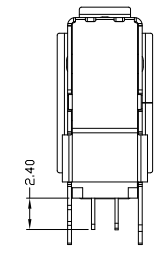
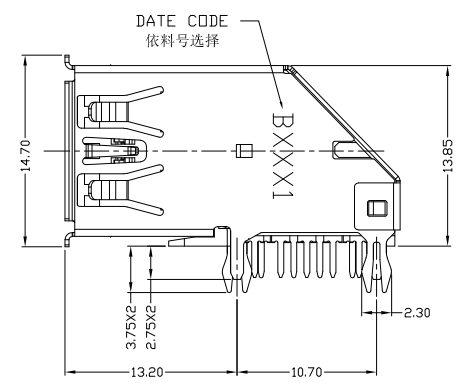
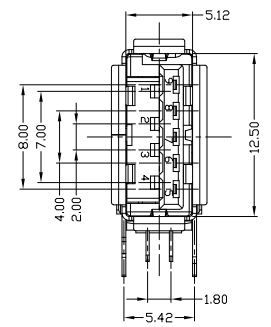
RoHS
Compliant
2002/95/EC

Halogen Free

REV.	ECN.	NO.	APPD.



Pin Number	Signal Name	Pin Number	Signal Name
1	VBUS	5	SSRX-
2	D-	6	SSRX+
3	D+	7	GND
4	GND	8	SSTX-
Shell	Shield	9	SSTX+



RECOMMENDED PCB LAYOUT

PCB EDGE

NOTES:

- ELECTRICAL:
 - CURRENT RATING: 1.8AMP;
 - INSULATION RESISTANCE: 100MΩ MIN;
 - CONTACT RESISTANCE: 50mΩ MAX;
 - WITHSTANDING VOLTAGE: 100V AC;
 - OPERATING TEMPERATURE: -55°C ~ +85°C.
- Mechanical:
 - Mating Force: 35N MAX
 - Unmating Force: 10N MIN.
- DIMENSIONS MARKED "▼" TO BE CHECKED BY Q.C & IPQC.

4. PART NO.

USAF-09*N-4BLCC10

1Au 10"	W:WHITE
5Au 15U"	B:BLACK
6Au 30U"	BL:BLUE
	1PBT
	2*PA6T
	3*PA9T
	4LCP

Bill of materials:

NO	PARTS	MATERIAL	QTY	FINISHING	UNITS	mm	雅安科技有限公司 ACCURATE INNOTECH INC.				
4	SHELL	STAINLESS STEEL	1	PLATED NICKEL	X. ±0.35	X.' ±2'	SEE NOTE	TITLE: USB 3.0 AF 90度 侧插式 外壳卷边 小鱼叉脚 PART NO.: USAF-09*N-4BLCC10			
3	TERMINAL2	COPPER ALLOY	5	PLATED GOLD/TIN	.X ±0.3	.X' ±1'					
2	TERMINAL1	COPPER ALLOY	4	PLATED GOLD/TIN	.XX ±0.25	.XX'					
1	HOUSING	LCP/PBT+30%GF	1	UL94V-0	.XXX ±0.15	.XXX'	FINISH	DR: gan 2016/08/30 DWG NO.: AII-CC10			
							SEE NOTE	CHKD: gan 2016/08/30			
							Q'TY	APPD: gan 2016/08/30			
								SCALE SHEET REV. CUSTOMER 1:1 1/1 B DRAWING			

THESE DRAWINGS AND SPECIFICATIONS ARE THE PROPERTY OF ACCURATE INNOTECH INC AND SHALL NOT BE REPRODUCED, COPIED OR USED IN ANY MANNER WITHOUT THE PRIOR WRITTEN CONSENT OF ACCURATE INNOTECH INC.

