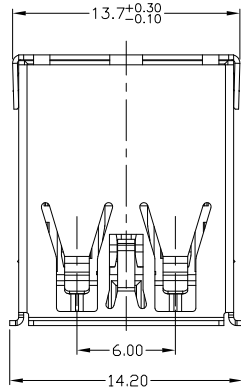




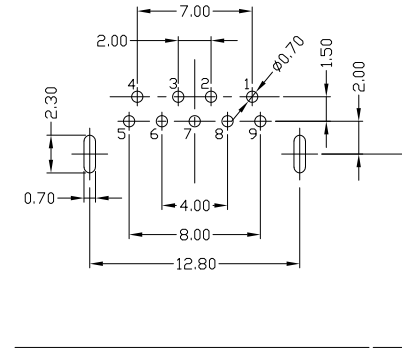
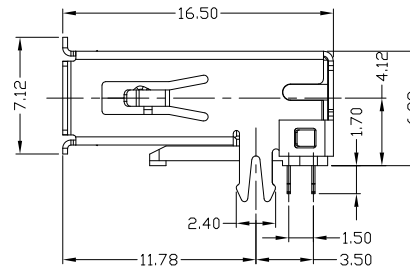
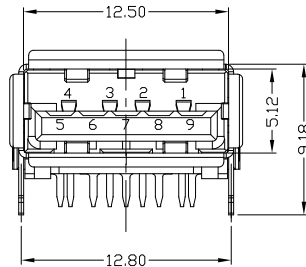
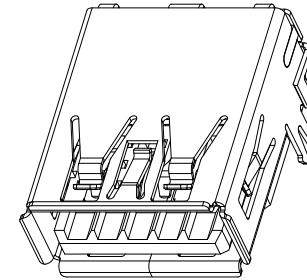
RoHS  
Compliant  
2002/95/EC

Halogen Free

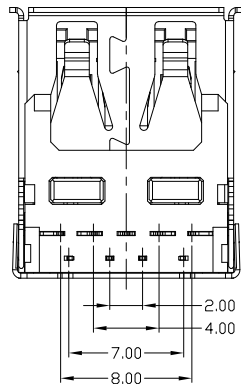
REV.	ECN.	NO.	APPD.



PIN NUMBER	SIGNAL NAME
1	VBUS
2	D-
3	D+
4	GND
5	STDA_SSRX-
6	STDA_SSRX+
7	GND_DRAIN
8	STDA_SSTX-
9	STDA_SSTX+
Shell	Shield



RECOMMENDED PCB LAYOUT



NOTES:

- ELECTRICAL:
  - CURRENT RATING:1.5AMP;
  - INSULATION RESISTANCE: 100MΩ MIN;
  - CONTACT RESISTANCE: 30mΩ MAX;
  - WITHSTANDING VOLTAGE: 100V AC;
  - OPERATING TEMPERATURE:-40°C ~ +85°C.
- Mechanical:
  - Mating Force: 35N MAX
  - Unmating Force: 10N MIN.
- DIMENSIONS MARKED "▼" TO BE CHECKED BY Q.C & IPQC.

4. PART NO.

USAF-09\*N-4BLRC110

W:WHITE  
B:BLACK  
BL:BLUE

1Au 1U\*  
5Au 15U\*  
6Au 30U\*

1PBT  
2PA6T  
3PA9T  
4LCP

Bill of materials:

NO	PARTS	MATERIAL	QTY	FINISHING	X. ±0.35	X.' ±2'	UNITS	雅安科技有限公司 ACCURATE INNOTECH INC.						
					.X ±0.3	.X' ±1'	mm	TITLE: USB 3.0 AF DIP 90度 反向卷边 鱼叉脚		PART NO.: USAF-09*N-4BLRC110				
3	SHELL	STAINLESS STEEL	1	PLATED NICKEL	.XX ±0.25	.XX'	MAT'L	SEE NOTE	DR:	gan 2016/08/30	DWG NO.: AII-RC110			
2	TERMINAL	COPPER ALLOY	9	PLATED GOLD/TIN	.XXX ±0.15	.XXX'	FINISH	SEE NOTE	CHKD:	gan 2016/08/30	SCALE	SHEET	REV.	CUSTOMER
1	HOUSING	LCP+30%GF	1	UL94V-0	THESE DRAWINGS AND SPECIFICATIONS ARE THE PROPERTY OF ACCURATE INNOTECH INC AND SHALL NOT BE REPRODUCED, COPIED OR USED IN ANY MANNER WITHOUT THE PRIOR WRITTEN CONSENT OF ACCURATE INNOTECH INC.			Q'TY	APPD:	1:1		1/1	B	DRAWING