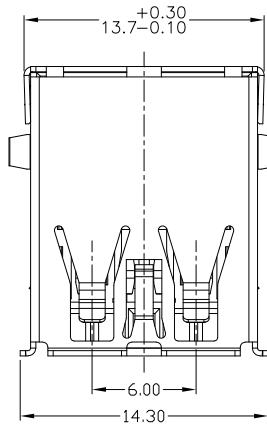




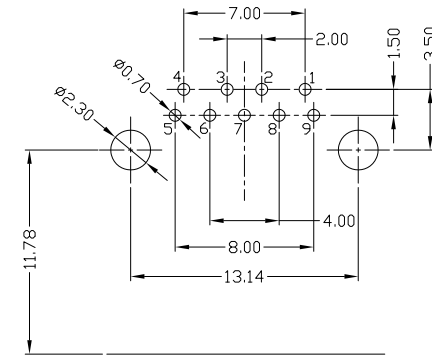
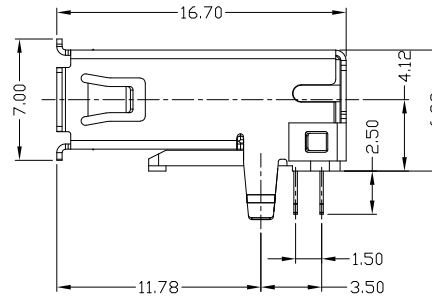
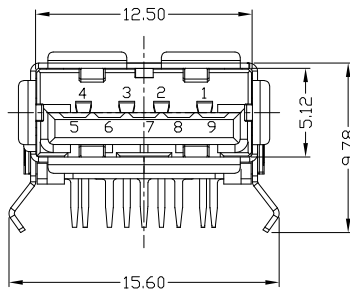
RoHS  
Compliant  
2002/95/EC

Halogen Free

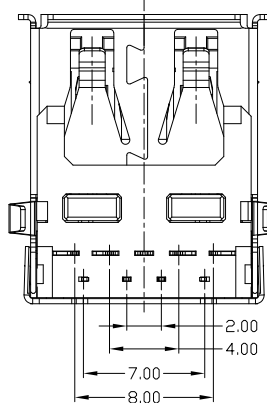
REV.	ECN.	NO.	APPD.



PIN NUMBER	SIGNAL NAME
1	VBUS
2	D-
3	D+
4	GND
5	STDA_SSRX-
6	STDA_SSRX+
7	GND_DRAIN
8	STDA_SSTX-
9	STDA_SSTX+
Shell	Shield



RECOMMENDED PCB LAYOUT



NOTES:

- ELECTRICAL:
  - CURRENT RATING: 1.5 AMP;
  - INSULATION RESISTANCE: 100MΩ MIN;
  - CONTACT RESISTANCE: 30mΩ MAX;
  - WITHSTANDING VOLTAGE: 100V AC;
  - OPERATING TEMPERATURE: -40°C ~ +85°C.
- Mechanical:
  - Mating Force: 35N MAX
  - Unmating Force: 10N MIN.
- DIMENSIONS MARKED "▼" TO BE CHECKED BY Q.C & IPQC.

4. PART NO.

USAF-09\*N-4BLRC112

- W: WHITE
- B: BLACK
- BL: BLUE
- 1: Au 1U"
- 5: Au 15U"
- 6: Au 30U"
- 1: PBT
- 2: PA6T
- 3: PA9T
- 4: LCP

Bill of materials:

NO	PARTS	MATERIAL	QTY	FINISHING	X. ±0.35	X.' ±2'	UNITS	mm	雅安科技有限公司 ACCURATE INNOTECH INC.			
3	SHELL	COPPER ALLOY	1	PLATED NICKEL	.X ±0.3	.X' ±1'	MAT'L	SEE NOTE	TITLE: USB 3.0 AF DIP 90度 反向 外壳弯脚 卷边		PART NO.: USAF-09*N-4BLRC112	
2	TERMINAL	COPPER ALLOY	9	PLATED GOLD/TIN	.XX ±0.25	.XX'	FINISH	SEE NOTE	DR: gan 2016/12/1		DWG NO.: AII-RC112	
1	HOUSING	LCP+30%GF	1	UL94V-0	.XXX ±0.15	.XXX'	Q'TY	SEE NOTE	CHKD: gan 2016/12/1		SCALE SHEET REV. CUSTOMER 1:1 1/1 B DRAWING	
THESE DRAWINGS AND SPECIFICATIONS ARE THE PROPERTY OF ACCURATE INNOTECH INC. AND SHALL NOT BE REPRODUCED, COPIED OR USED IN ANY MANNER WITHOUT THE PRIOR WRITTEN CONSENT OF ACCURATE INNOTECH INC.												