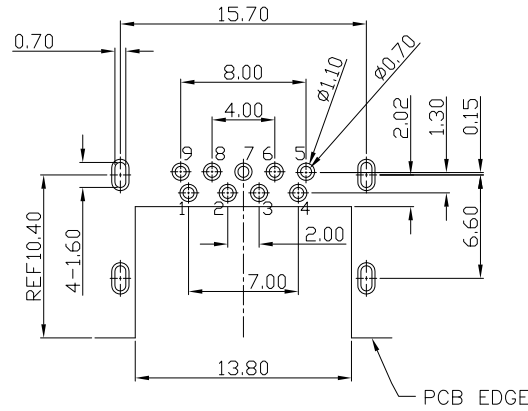
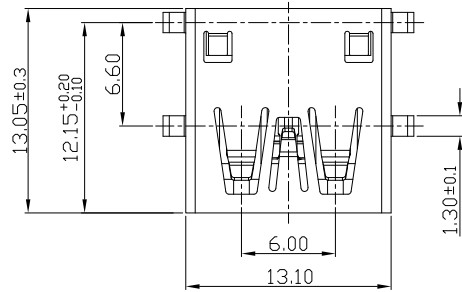




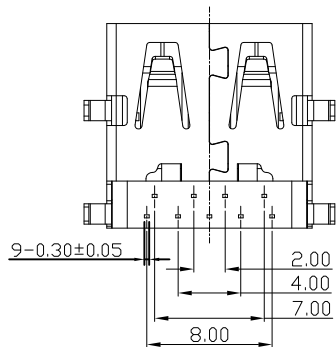
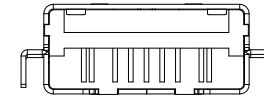
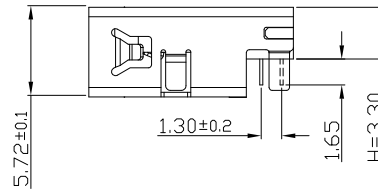
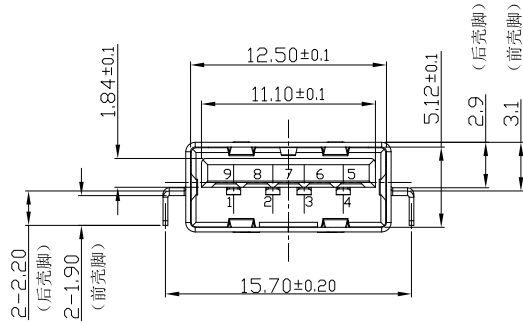
RoHS Compliant
2002/95/EC

REV.	ECN.	NO.	APPD.



TOLERANCE: ±0.05, THICKNESS: 1.2 mm
RECOMMENDED PCB LAYOUT

Pin #	SIGNAL NAME
1	VBUS
2	D-
3	D+
4	GND
5	StdA_SSRX-
6	StdA_SSRX+
7	GND_DRAIN
8	StdA_SSTX-
9	StdA_SSTX+
Shell	Shield



NOTES:

- ELECTRICAL:
 - VOLTAGE CURRENT RATING: 1.5AMP, 30V AC;
 - INSULATION RESISTANCE: 1000MΩ MIN;
 - CONTACT RESISTANCE: 30mΩ MAX;
 - WITHSTANDING VOLTAGE: 500V AC;
 - OPERATING TEMPERATURE: -40°C TO +85°C.
- Mechanical:
 - Mating Force: 35N MAX
 - Unmating Force: 10N MIN.
 - Durability: 5,000 cycles
- DIMENSIONS MARKED "▼"
TO BE CHECKED BY Q.C & IPQC.

4.PART NO.

USAF-09*N-4BLRS18

1:Au 1U*
5:Au 15U*
6:Au 30U*

W:WHITE
B:BLACK
BL:BLUE
1:PBT
2:PA6T
3:PA9T
4:LCP

Bill of materials:

NO	PARTS	MATERIAL	QTY	FINISHING	X. ±0.35	X.' ±2*	UNITS	mm
4					.X ±0.3	.X' ±1*	MAT'L	
3	HOUSING	LCP+30%GF	1	UL94V-0	.XX ±0.25	.XX*	SEE NOTE	
2	SHELL	COPPER ALLOY	1	PLATED NICKEL	.XXX ±0.15	.XXX*	FINISH	
1	TERMINAL	COPPER ALLOY	9	PLATED GOLD/TIN			SEE NOTE	
							Q'TY	

THESE DRAWINGS AND SPECIFICATIONS ARE THE PROPERTY OF ACCURATE INNOTECH INC AND SHALL NOT BE REPRODUCED, COPIED OR USED IN ANY MANNER WITHOUT THE PRIOR WRITTEN CONSENT OF ACCURATE INNOTECH INC

雅安科技有限公司
ACCURATE INNOTECH INC.

TITLE: USB 3.0 AF 沉板 无卷边
L=13.0mm CL=0.50mm

PART NO.: USAF-09XN-4BLRS18

DR: Ricky 2017/11/8

DWG NO.: AII-RS18

CHKD: Ricky 2017/11/8

SCALE	SHEET	REV.	CUSTOMER DRAWING
1:1	1/1	B	